



LINK THESLA 950 TX & RX

TECHNICAL ANNEX
VOLUME 1



Component layouts, schematics, bills of material

This part of the manual contains the technical details about the different boards of the THESLA 950 TX & RX. This appendix is composed of the following sections:

THESLA 950 TX

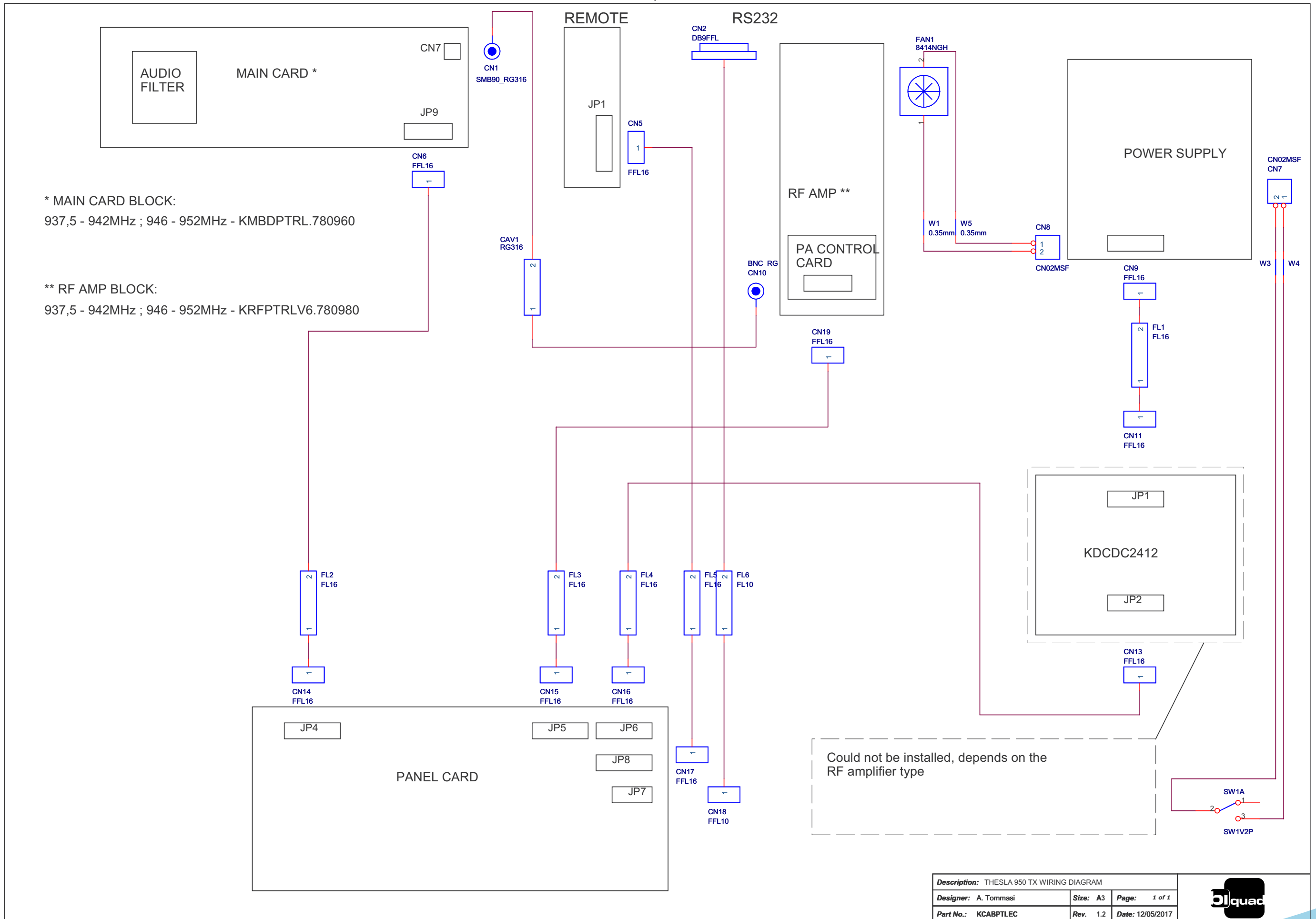
Description	Band 937,5 - 942 MHz ; 946 - 952MHz Code	Pages
Wiring Diagrams	-	1
Panel Card	SLPC0436R01V01	5
Main Board	SLMA0383R01V02	9
VCO Card (RIS500MHz)	/	15
Power Amplifier	/	17
RF Control Card	SLCNTMOS07.LINK	20
Power Supply	PSL2804	24
Telemetry Card	SLTLMTXLCD03	28
Options		
Stereo Decoder Card Option	SLCTC30V03	52

THESLA 950 RX

Description	Band 937,5 - 942 MHz ; 946 - 952MHz Code	Vers.Pages
Wiring Diagrams		3
Panel Card	SLPC0436R01V01	5
IF 70MHz Audio Card	SLIF70AFRX01	31
RF/IF Converter Card	SL040IF3003	37
VCO Card (RIS800MHz)	SL007VC1303	42
PLL Card	SLV/PSKYRXE	44
Power Supply	PSXX155UI15	48
Options		
Stereo Decoder Card Option (/05-RXRLLCD)	SLDECMRXL01	56

Document History

Date	Version	Reason	Code	Editor
10/07/2019	1.0	New Version	/	Carlos André
			/	




* MAIN CARD BLOCK:
937,5 - 942MHz ; 946 - 952MHz - KMBDPTRL.780960

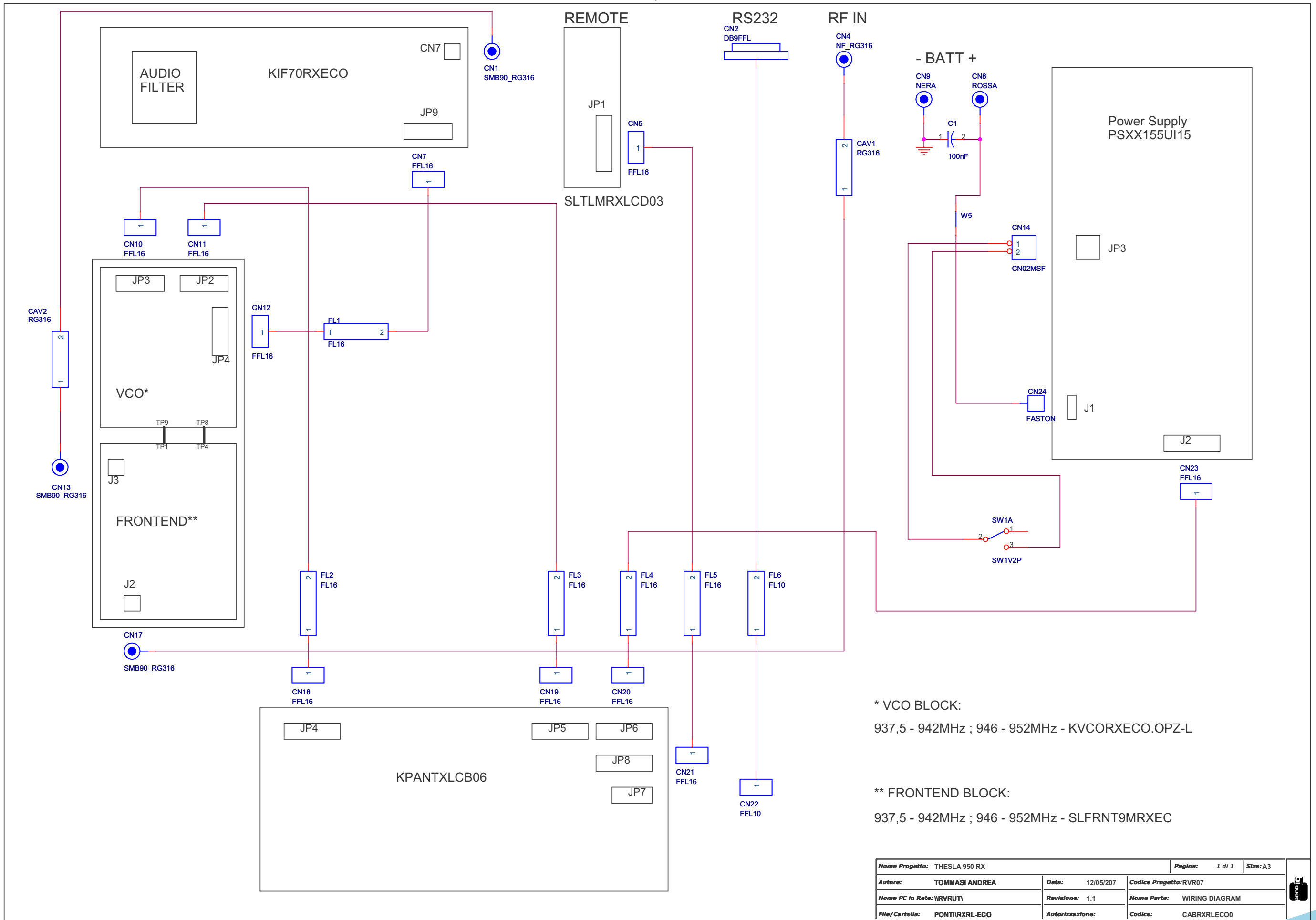
** RF AMP BLOCK:
937,5 - 942MHz ; 946 - 952MHz - KRFPTLVL6.780980

Could not be installed, depends on the RF amplifier type


Description: THESLA 950 TX WIRING DIAGRAM		
Designer: A. Tommasi	Size: A3	Page: 1 of 1
Part No.: KCABPTLEC	Rev. 1.2	Date: 12/05/2017



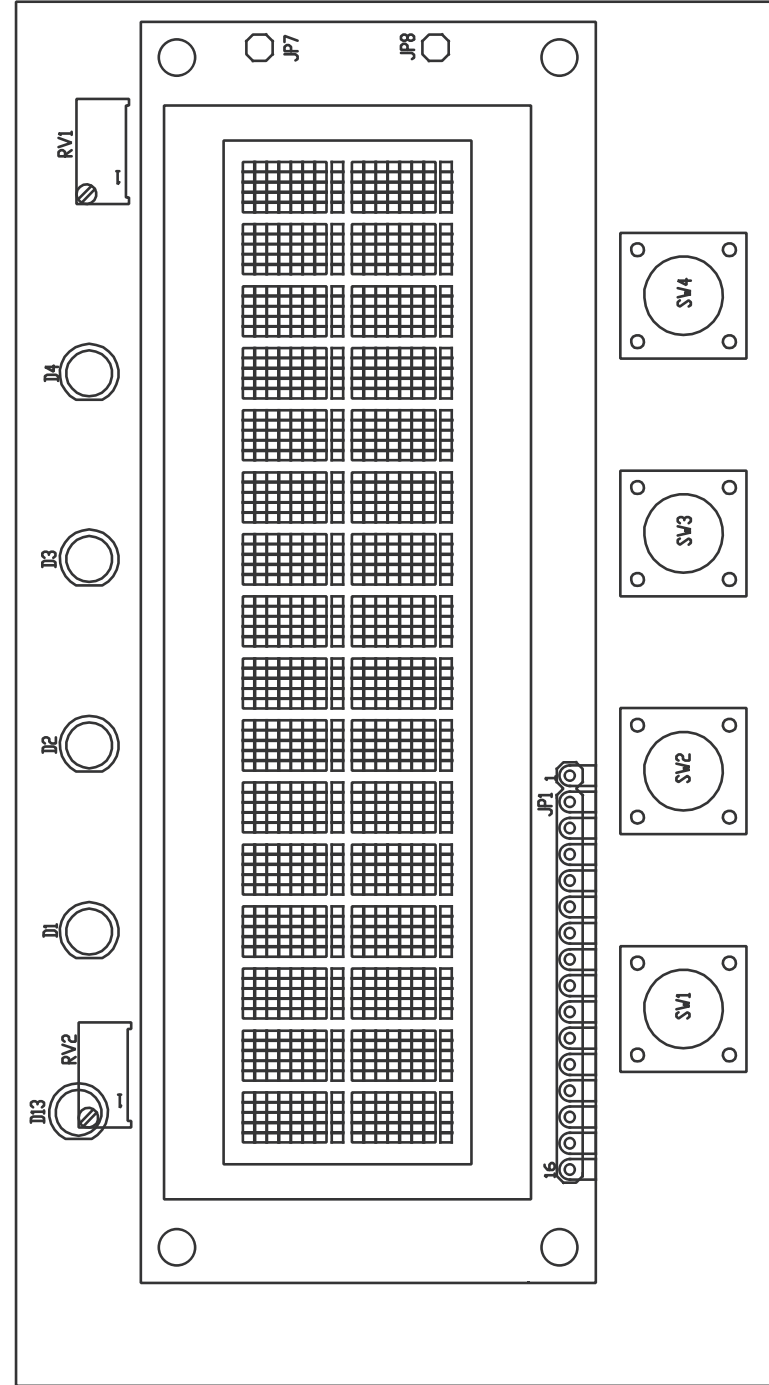
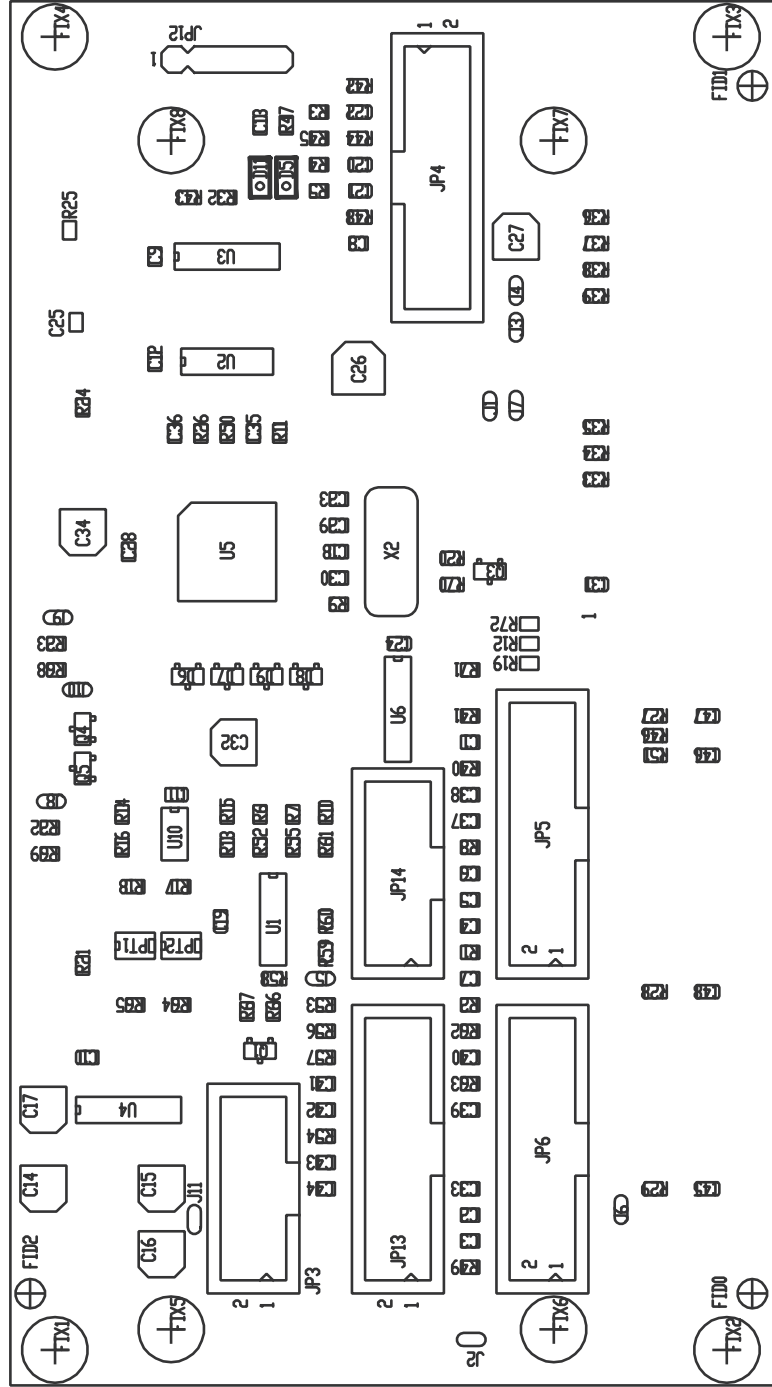




Nome Progetto: THESLA 950 RX		Pagina: 1 di 1	Size: A3
Autore: TOMMASI ANDREA	Data: 12/05/207	Codice Progetto: RVR07	
Nome PC in Rete: \IRVRUT\	Revisione: 1.1	Nome Parte: WIRING DIAGRAM	
File/Cartella: PONTIRXRL-ECO	Autorizzazione:	Codice: CABRXRL-ECO	



SLPC0436R01V01



PRODUCT NAME : THESLA 950 TX & THESLA 950 RX PART NAME : SEM.SCH.PANEL CARD PIC18F452



DESIGNER : A. TOMMASI

DATE : 03/09/15 REVISION : 1.0 SCALE : 1:1 SIZE : A4 PAGE : 1 DI 1

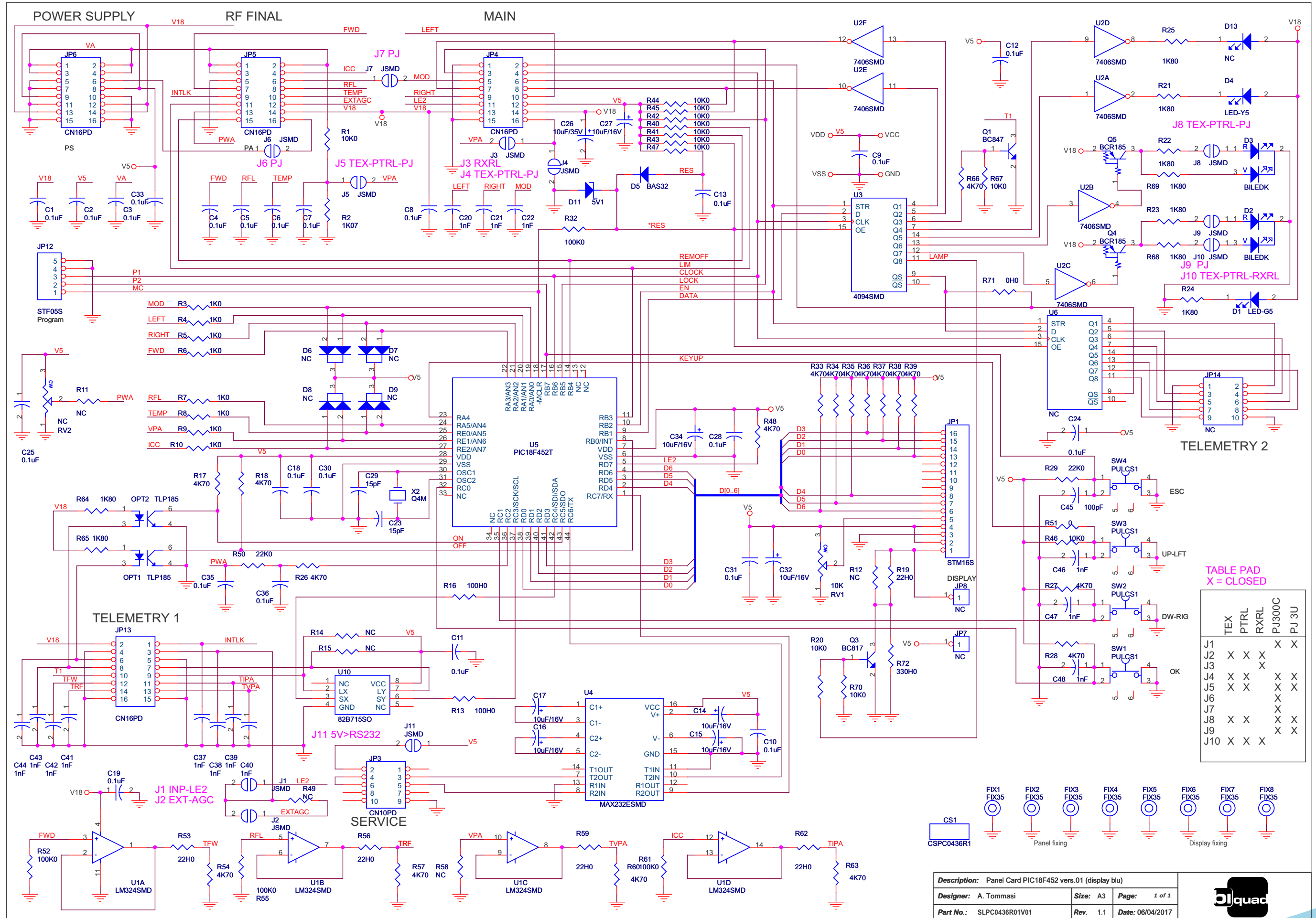
ARCHIVING : 'RVRUT' SERVER, 'RILASCIATI' FOLDER PROJECT CODE : <

DOCUMENT CODE : SLPC0436R01V01

SLPC0436R01V01



SLPC0436R01V01



TELEMETRY 2

	TEX	PTRL	RXRL	PJ300C	PJ3U
J1				X	X
J2	X	X	X		
J3			X		
J4	X	X		X	X
J5	X	X		X	X
J6				X	X
J7				X	X
J8	X	X		X	X
J9				X	X
J10	X	X	X		

Description: Panel Card PIC18F452 vers.01 (display blu)
 Designer: A. Tommasi Size: A3 Page: 1 of 1
 Part No.: SLPC0436R01V01 Rev. 1.1 Date: 06/04/2017

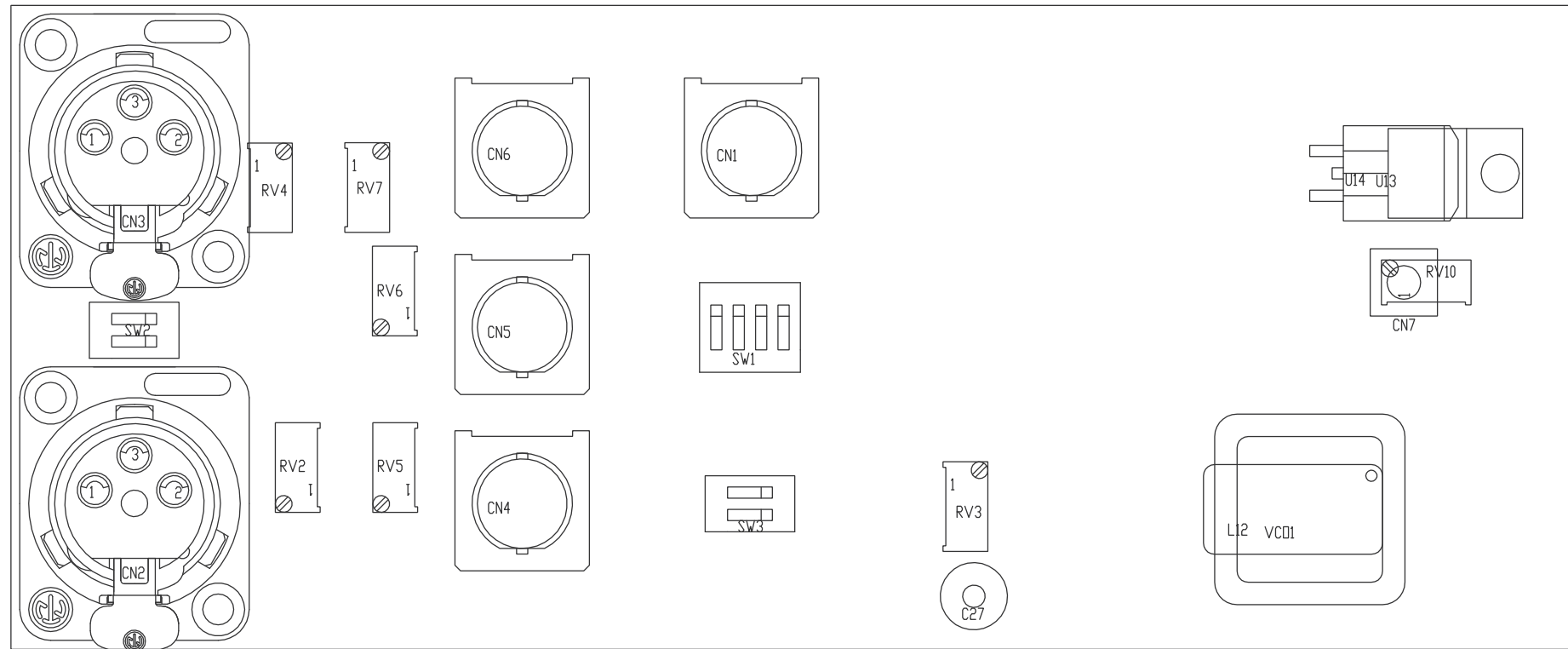
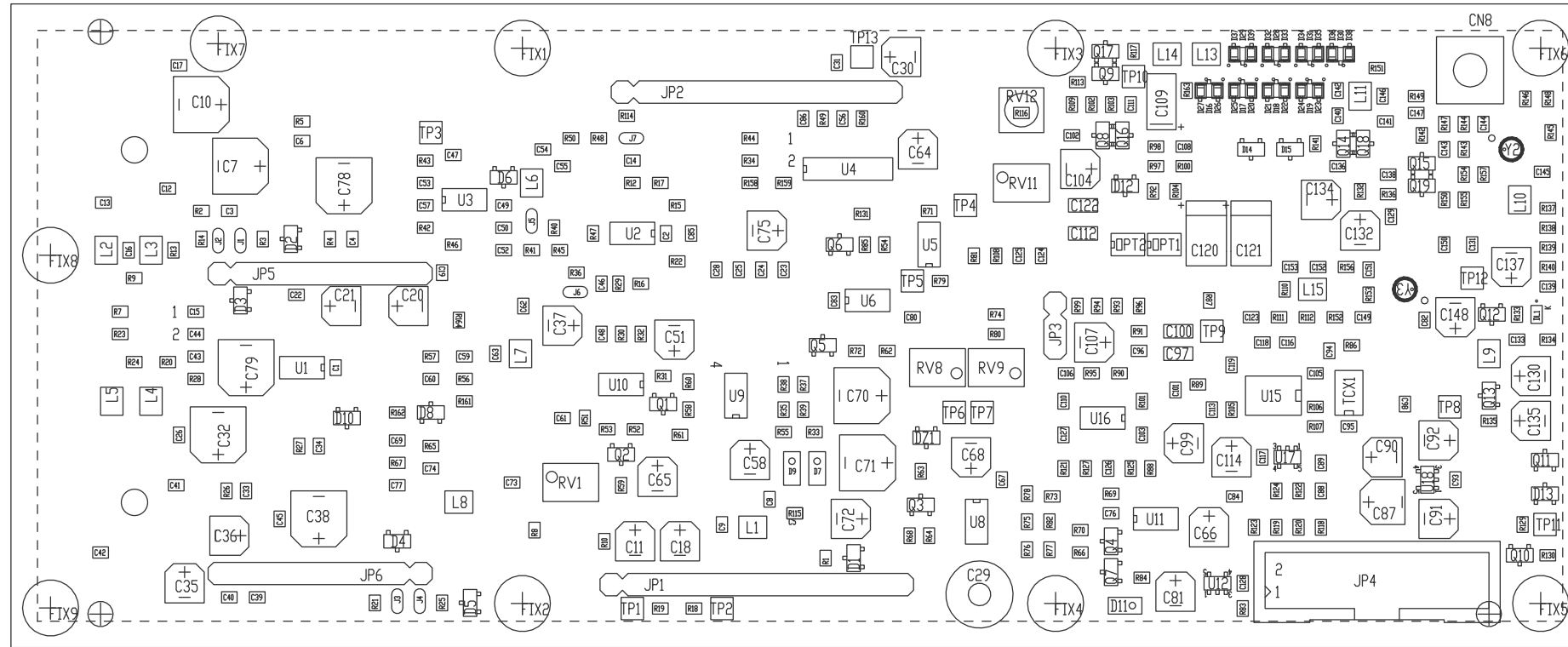


SLPC0436R01V01

Panel Card PIC18F452 vers.01 (display blu)
 SLPC0436R01V01 Revision: 1.1
 06/04/2017
 A. Tommasi

Item	Quantity	Reference	Part	Description	Code
1	1	CS1	CSPC0436R1	Print Circuit	CSPC0436R1
2	23	C1,C2,C3,C4,C5,C6,C7,C8,C9,C10,C11,C12,C13,C18,C19,C24,C25,C28,C30,C31,C33,C35,C36	0.1uF	Cond. SMD 0805	CCC085104KXC
3	7	C14,C15,C16,C17,C27,C32,C34	10uF/16V	Cond. Elett. SMD d. 4mm	CES106A160
4	14	C20,C21,C22,C37,C38,C39,C40,C41,C42,C43,C44,C46,C47,C48	1nF	Cond. SMD 0805	CCC085102JNC
5	2	C23,C29	15pF	Cond. SMD 0805	CCC085150JCC
6	1	C26	10uF/35V	Cond. Elett. SMD d. 5mm	CES106B350
7	1	C45	100pF	Cond. SMD 0805	CCC085101JCC
8	1	D1	LED-G5	LED Green dia. 5mm	LEDV05
9	2	D2,D3	BILEDK	Double led V-R 5mm Catodo com.	LEDB05
10	1	D4	LED-Y5	LED Yellow dia. 5mm	LEDG05
11	1	D5	BAS32	MINIMELF SMD Diode	DISBAS32MINI
12	4	D6,D7,D8,D9	NC	Double Diode SMD SOT23	
13	1	D11	5V1	MINIMELF SMD Zener Diode	DIZ5V1MINI
14	1	D13	NC	LED Yellow dia. 5mm	
15	8	FIX1, FIX2, FIX3, FIX4, FIX5, FIX6, FIX7, FIX8	FIX35	Fixing hole 3.5mm	
16	1	JP1	STM16S	Strip female 16 pin	CNTSTM40SDA
17	1	JP3	CN10PD	Connector 10 poli Flat cs	CNTMCS10A
18	4	JP4, JP5, JP6, JP13	CN16PD	Connector 16 poli Flat cs	CNTMCS16A
19	2	JP7, JP8	NC	Strip female 1 pin	
20	1	JP12	STF05S	Strip female 5 pin	CNTSTF10SDB
21	1	JP14	NC	Connector 10 poli Flat cs	
22	11	J1,J2,J3,J4,J5,J6,J7,J8,J9,J10,J11	JSMD	Pad SMD a weld	
23	2	OPT1, OPT2	TLP185	Opto SMD SO6	LEDTLP181
24	1	Q1	BC847	Trans. NPN SOT23	TRNBC847
25	1	Q3	BC817	Trans. NPN SOT23	TRNBC817
26	2	Q4, Q5	BCR185	Trans./Res. PNP SOT23	TRNBCR185
27	1	RV1	10K	Trimmer Rg O 3386X	RVT3386XK010
28	1	RV2	NC	Trimmer Rg V 3296W	
29	12	R1,R20,R40,R41,R42,R43,R44,R45,R46,R47,R67,R70	10K0	Res. SMD 0805 1%	RCH085F0010K
30	1	R2	1K07	Res. SMD 0805 1%	RCH085F01K07
31	8	R3,R4,R5,R6,R7,R8,R9,R10	1K0	Res. SMD 0805 1%	RCH085F0001K
32	6	R11,R12,R14,R15,R49,R58	NC	Res. SMD 0805 1%	
33	2	R13,R16	100H0	Res. SMD 0805 1%	RCH085F0100H
34	18	R17,R18,R26,R27,R28,R33,R34,R35,R36,R37,R38,R39,R48,R54,R57,R60,R63,R66	4K70	Res. SMD 0805 1%	RCH085F004K7
35	5	R19,R53,R56,R59,R62	22H0	Res. SMD 0805 1%	RCH085F0022H
36	9	R21,R22,R23,R24,R25,R64,R65,R68,R69	1K80	Res. SMD 0805 1%	RCH085F001K8
37	2	R29,R50	22K0	Res. SMD 0805 1%	RCH085F0022K
38	4	R32,R52,R55,R61	100K0	Res. SMD 0805 1%	RCH085F0100K
39	2	R51,R71	0H0	Res. SMD 0805 1%	RCH085F0000H
40	1	R72	330H0	Res. SMD 0805 1%	RCH085F0330H
41	4	SW1, SW2, SW3, SW4	PULCS1	Pulsante cs	PLC1V1M000M
42	1	U1	LM324SMD	Quad Op. SMD SO14	CILLM324SMD
43	1	U2	7406SMD	Hex inv OC SMD SO14	CID7406SMD
44	1	U3	4094SMD	Shift Reg. SMD SO16	CID4094SMD
45	1	U4	MAX232ESMD	RS232 Driver SMD SO16	CIDMX232CSES
46	1	U5	PIC18F452T	TQFP44 SMD Microprocessor	CIDPIC18F452
47	1	U6	NC	Shift Reg. SMD SO16	
48	1	U10	82B715SO	IIC Bus driver SMD SO8	CID82B715SMD
49	1	X2	Q4M	Quartz SMD HC49SMD	QRZ000004MC

SLMA0383R01V02



PRODUCT NAME : THESLA 950 TX

DESIGNER : A. TOMMASI

PART NAME : MAIN CARD

DATE : 07/09/15

REVISION : 1.0

SCALE : 1:1

SIZE : A4

PAGE : 1



DI : 1

ARCHIVING : "RVRUT" SERVER, "RILASCIATI" FOLDER

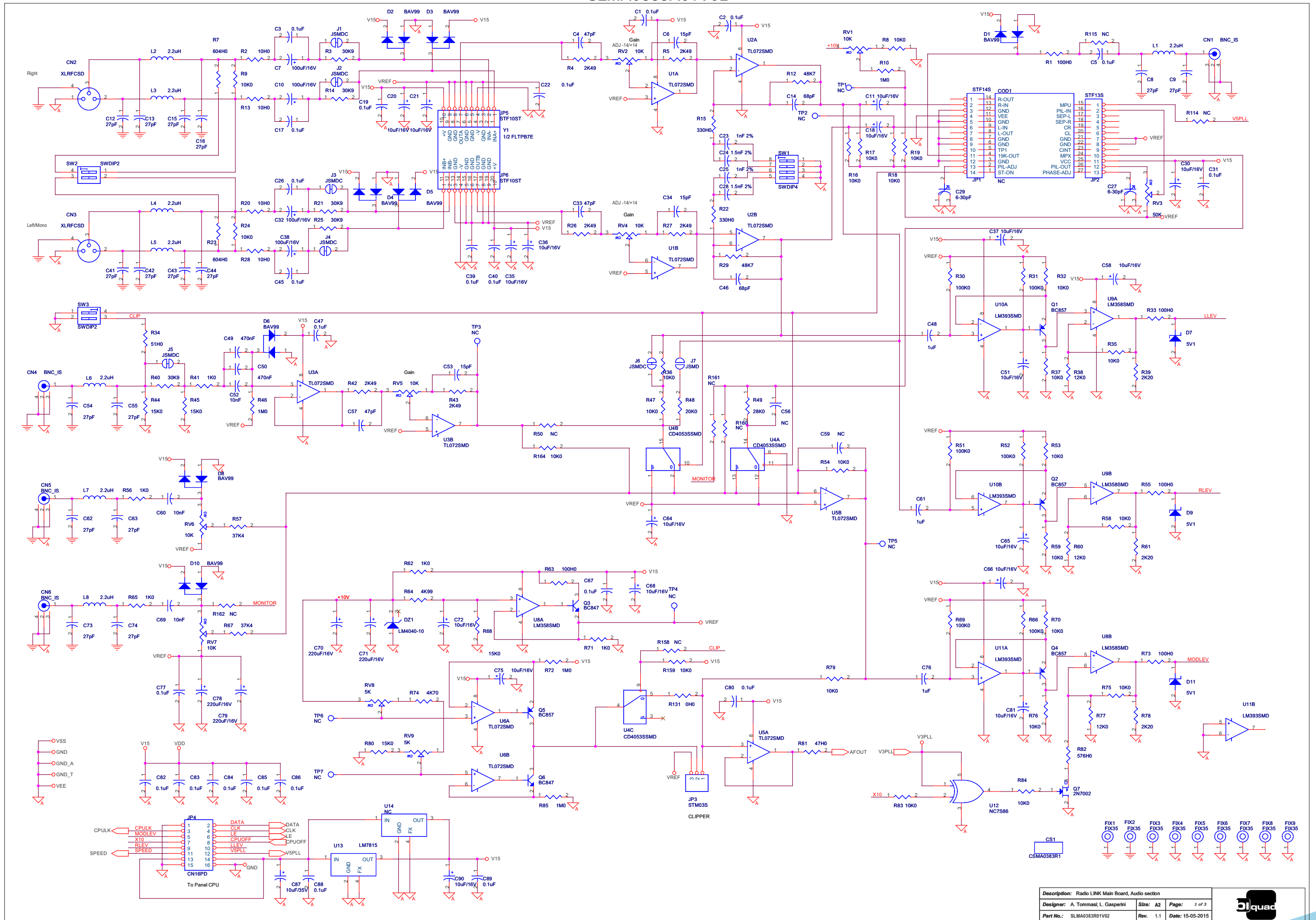
PROJECT CODE : <

DOCUMENT CODE : SLMA0383R01V01

SLMA0383R01V02



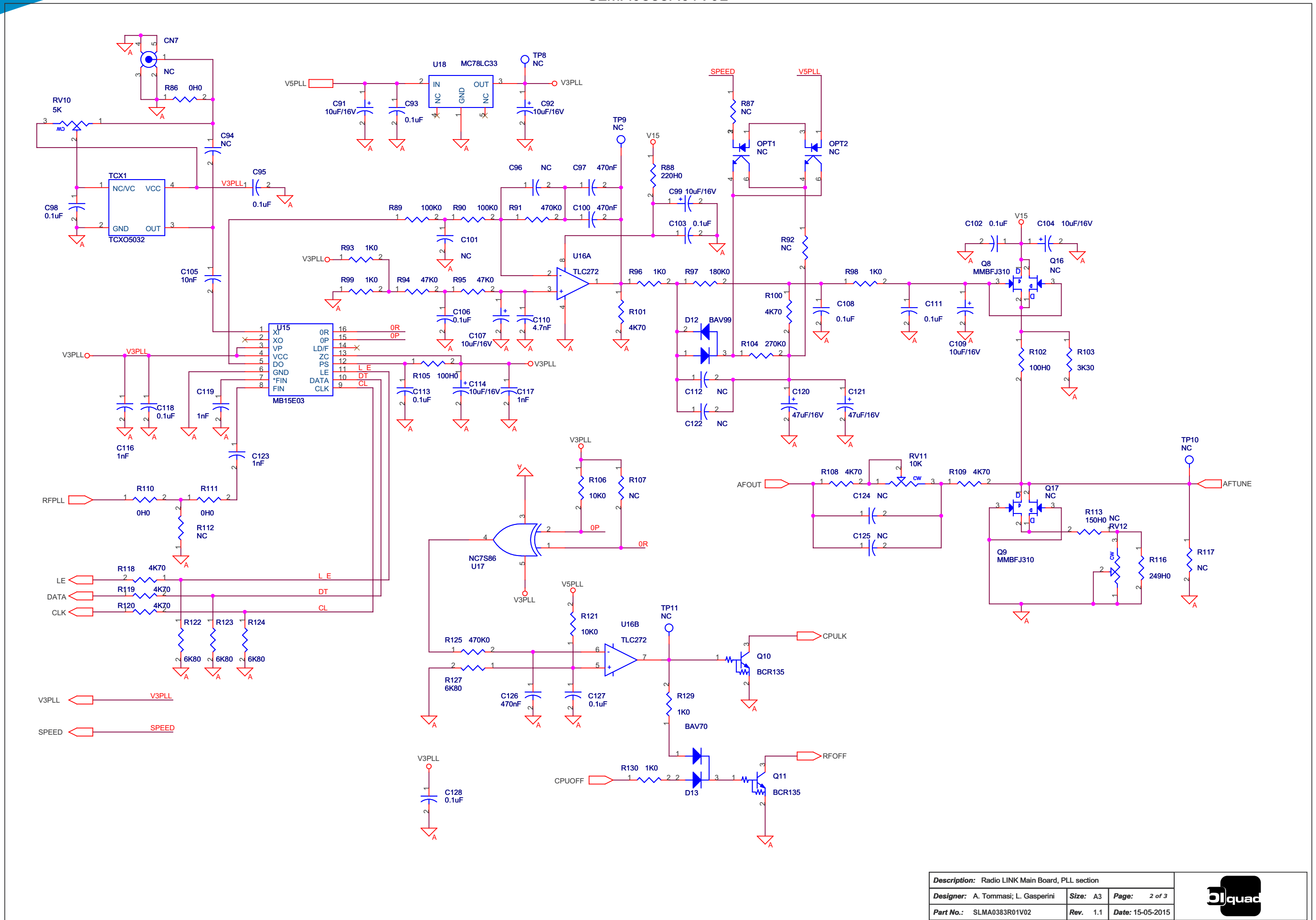
SLMA0383R01V02



Description:	Radio LINK Main Board, Audio section
Designer:	A. Tommasi, L. Gasperini
Size:	A2
Page:	1 of 3
Part No.:	SLMA0383R01V02
Rev.:	1.1
Date:	15-05-2015



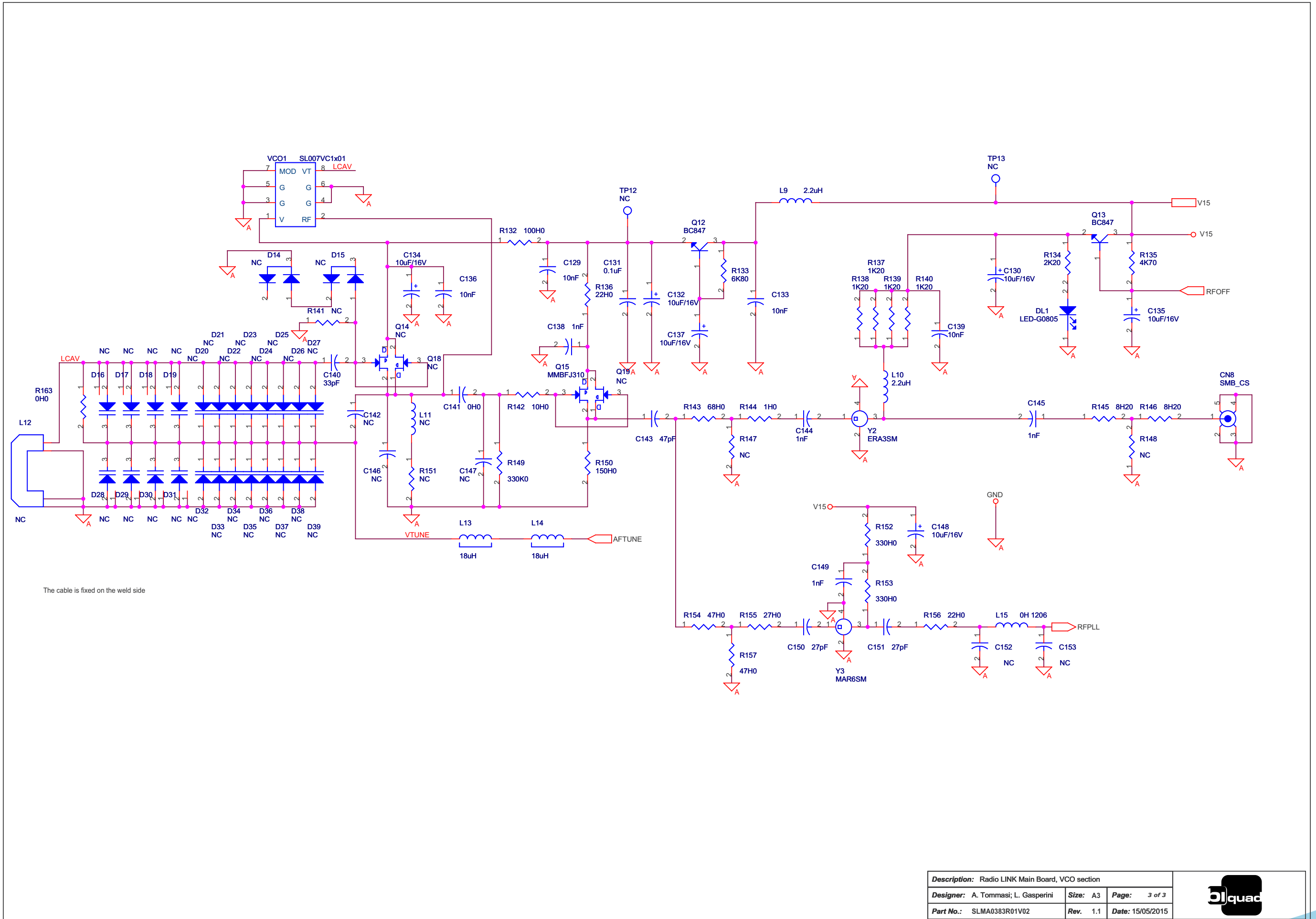
SLMA0383R01V02



Description: Radio LINK Main Board, PLL section		
Designer: A. Tommasi; L. Gasperini	Size: A3	Page: 2 of 3
Part No.: SLMA0383R01V02	Rev. 1.1	Date: 15-05-2015



SLMA0383R01V02





SLMA0383R01V02

Radio LINK Main Board Revised: 15/05/2015
 SLMA0383R01V02 Revision: 1.1
 A. Tommasi, L. Gasperini

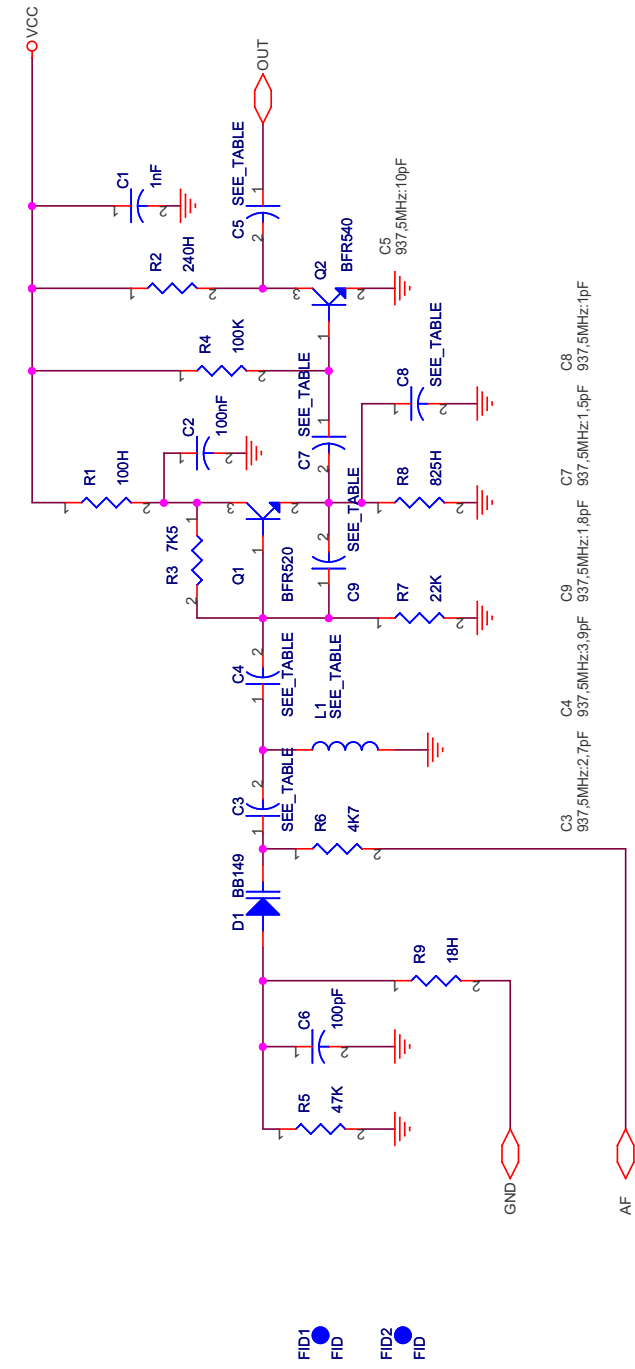
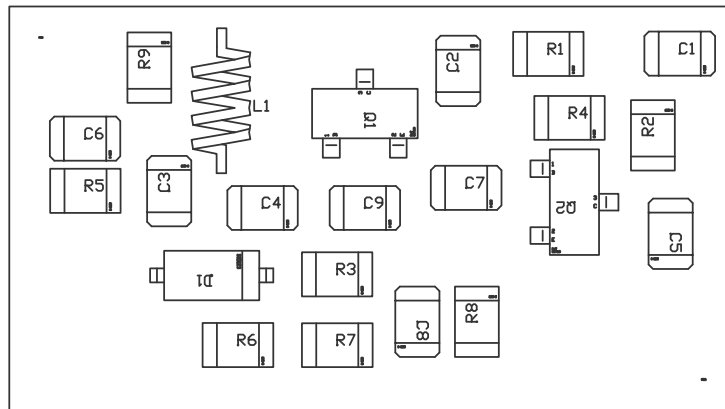
Item	Quantity	Reference	Part	(description)
1	4	CN1, CN4, CN5, CN6	BNC_IS	Connector BNC metal
2	2	CN3, CN2	XLRFCSD	Connector XLR femm. cs
3	1	CN7	NC	Connector SMB cs
4	1	CN8	SMB_CS	Connector SMB cs
5	1	COD1	NC	Coder stereo CTC30
6	1	CS1	CSMA0383R1	Print Circuit
7	36	C1, C2, C3, C5, C17, C19, C22, C26, C31, C39, C40, C45, C47, C67, C77, C80, C82, C83, C84, C85, C86, C88, C89, C93, C95, C98, C102, C103, C106, C108, C111, C113, C118, C127, C128, C131	0.1uF	Cond. SMD 0805
8	4	C4, C33, C57, C143	47pF	Cond. SMD 0805
9	3	C6, C34, C53	15pF	Cond. SMD 0805
10	4	C7, C10, C32, C38	100uF/16V	Cond. Elett. SMD d. 6.3mm
11	18	C8, C9, C12, C13, C15, C16, C41, C42, C43, C44, C54, C55, C62, C63, C73, C74, C150, C151	27pF	Cond. SMD 0805
12	30	C11, C18, C20, C21, C30, C35, C36, C37, C51, C58, C64, C65, C66, C68, C72, C75, C81, C90, C91, C92, C99, C104, C107, C114, C130, C132, C134, C135, C137, C148	10uF/16V	Cond. Elett. SMD d. 4mm
13	2	C46, C14	68pF	Cond. SMD 0805
14	2	C25, C23	1nF 2%	Cond. SMD 0805 COG
15	2	C28, C24	1.5nF 2%	Cond. SMD 0805 COG
16	2	C29, C27	6-30pF	Comp. ceramic dia. 7mm
17	3	C48, C61, C76	1uF	Cond. SMD 0805
18	3	C49, C50, C126	470nF	Cond. SMD 0805
19	8	C52, C60, C69, C105, C129, C133, C136, C139	10nF	Cond. SMD 0805
20	12	C56, C59, C94, C96, C101, C124, C125, C142, C146, C147, C152, C153	NC	Cond. SMD 0805
21	4	C70, C71, C78, C79	220uF/16V	Cond. Elett. SMD d. 6.3mm
22	1	C87	10uF/35V	Cond. Elett. SMD d. 5mm
23	2	C97, C100	470nF	Cond. SMD 1206
24	1	C109	10uF/16V	Cond. Elett. SMD tant. size C
25	1	C110	4.7nF	Cond. SMD 0805
26	2	C122, C112	NC	Cond. SMD 1206
27	8	C116, C117, C119, C123, C138, C144, C145, C149	1nF	Cond. SMD 0805
28	2	C121, C120	47uF/16V	Cond. Elett. SMD tant. size D
29	1	C140	33pF	Cond. SMD 0805
30	1	DL1	LED-G0805	LED Green SMD 0805
31	1	DZ1	LM4040-10	Diode Zener SMD SOT23
32	1	D1, D2, D3, D4, D5, D6, D8, D10, D12	BAV99	Double Diode SMD SOT23
33	3	D7, D9, D11	5V1	MINIMELF SMD Zener Diode
34	1	D13	BAV70	Double Diode SMD SOT23
35	2	D14, D15	NC	Double Diode SMD SOT23
36	8	D16, D17, D18, D19, D28, D29, D30, D31	NC	Diode Varicap SMD SOT23
37	16	D20, D21, D22, D23, D24, D25, D26, D27, D32, D33, D34, D35, D36, D37, D38, D39	NC	Diode varicap SOD323
38	9	FIX1, FIX2, FIX3, FIX4, FIX5, FIX6, FIX7, FIX8, FIX9	FIX35	Fixing hole 3.5mm
39	1	JP1	STF14S	Strip female 14 pin
40	1	JP2	STF13S	Strip female 13 pin
41	1	JP3	STM03S	Strip male 3 pin
42	1	JP4	CN16PD	Conn.M.C.S.Dritto 16P alette.
43	2	JP6, JP5	STF10ST	Strip female 10 pin tornita
44	6	J1, J2, J3, J4, J5, J6	JSMDC	Pad SMD a saldare chiuso
45	1	J7	JSMC	Pad SMD a saldare
46	10	L1, L2, L3, L4, L5, L6, L7, L8, L9, L10	2.2uH	Induttanza SMD 3225 (1210)
47	1	L11	NC	Induttanza SMD 3225 (1210)
48	1	L12	NC	Induttanza a cavo RG
49	2	L13, L14	18uH	Induttanza SMD 3225 (1210) Schermata
50	1	L15	0H 1206	Induttanza SMD 3225 (1210)
51	2	OPT1, OPT2	NC	Opto SMD SO6
52	4	Q1, Q2, Q4, Q5	BC857	Trans. PNP SOT23
53	4	Q3, Q6, Q12, Q13	BC847	Trans. NPN SOT23
54	1	Q7	2N7002	Trans. FET SOT23
55	3	Q8, Q9, Q15	MMBFJ310	Trans. FET SOT23
56	2	Q11, Q10	BCR135	Trans./Res. NPN SOT23
57	5	Q14, Q16, Q17, Q18, Q19	NC	Trans. FET SOT23
58	2	RV1, RV11	10K	Trimmer Rg V 3269W SMD
59	5	RV2, RV4, RV5, RV6, RV7	10K	Trimmer Rg V 3296W
60	1	RV3	50K	Trimmer Rg V 3296W
61	2	RV9, RV8	5K	Trimmer Rg V 3269W SMD
62	1	RV10	5K	Trimmer Rg V 3296W
63	1	RV12	NC	Trimmer SMD
64	8	R1, R33, R55, R63, R73, R102, R105, R132	100H0	Res. SMD 0805
65	5	R2, R13, R20, R28, R142	10H0	Res. SMD 0805
66	5	R3, R14, R21, R25, R40	30K9	Res. SMD 0805
67	6	R4, R5, R26, R27, R42, R43	2K49	Res. SMD 0805
68	2	R23, R7	604H0	Res. SMD 0805
69	26	R8, R9, R16, R17, R18, R19, R24, R32, R35, R36, R37, R47, R53, R54, R58, R59, R70, R75, R76, R79, R83, R84, R106, R121, R159, R164	10K0	Res. SMD 0805
70	4	R10, R46, R72, R85	1M0	Res. SMD 0805
71	2	R29, R12	48K7	Res. SMD 0805
72	4	R15, R22, R152, R153	330H0	Res. SMD 0805
73	8	R30, R31, R51, R52, R66, R69, R89, R90	100K0	Res. SMD 0805
74	1	R34	51H0	Res. SMD 0805
75	3	R38, R60, R77	12K0	Res. SMD 0805
76	4	R39, R61, R78, R134	2K20	Res. SMD 0805
77	11	R41, R56, R62, R65, R71, R93, R96, R98, R99, R129, R130	1K0	Res. SMD 0805
78	4	R44, R45, R68, R80	15K0	Res. SMD 0805
79	1	R48	20K0	Res. SMD 0805
80	1	R49	28K0	Res. SMD 0805
81	16	R50, R87, R92, R107, R112, R114, R115, R117, R141, R147, R151, R158, R160, R161, R162, R148	NC	Res. SMD 0805
82	2	R57, R67	37K4	Res. SMD 0805
83	1	R64	4K39	Res. SMD 0805
84	9	R74, R100, R101, R108, R109, R118, R119, R120, R135	4K70	Res. SMD 0805
85	3	R81, R154, R157	47H0	Res. SMD 0805
86	1	R82	576H0	Res. SMD 0805
87	6	R86, R110, R111, R131, R163, C141	0H0	Res. SMD 0805
88	1	R88	220H0	Res. SMD 0805
89	2	R125, R91	470K0	Res. SMD 0805
90	2	R95, R94	47K0	Res. SMD 0805
91	1	R97	180K0	Res. SMD 0805
92	1	R103	3K30	Res. SMD 0805

Item	Quantity	Reference	Part	(description)
93	1	R104	270K0	Res. SMD 0805
94	2	R113, R150	150H0	Res. SMD 0805
95	1	R116	249H0	Res. SMD 0805
96	5	R122, R123, R124, R127, R133	6K80	Res. SMD 0805
97	2	R136, R156	22H0	Res. SMD 0805
98	4	R137, R138, R139, R140	1K20	Res. SMD 0805
99	1	R143	68H0	Res. SMD 0805
100	1	R144	1H0	Res. SMD 0805
101	2	R145, R146	8H20	Res. SMD 0805
102	1	R149	330K0	Res. SMD 0805
103	1	R155	27H0	Res. SMD 0805
104	1	SW1	SWDIP4	Dip switch 4 vie
105	2	SW2, SW3	SWDIP2	Dip switch 2 vie
106	1	TCX1	TCXO5032	TCXO SMD 5x3.2mm
107	13	TP1, TP2, TP3, TP4, TP5, TP6, TP7, TP8, TP9, TP10, TP11, TP12, TP13	NC	Test point
108	5	U1, U2, U3, U5, U6	TL072SMD	Dual Op. SMD SO8
109	1	U4	CD4053SMD	Analog Switch SMD SO16
110	2	U9, U8	LM358SMD	Dual Op. SMD SO8
111	2	U11, U10	LM393SMD	Dual Comp. SMD SO8
112	2	U12, U17	NC7S86	XOR Port
113	1	U13	LM7815	Stabilizator TO220
114	1	U14	NC	Stabilizator SMD D2PAK
115	1	U15	MB15E03	Integrated PLL
116	1	U16	TLC272	Dual Op. SMD SO8
117	1	U18	MC78LC33	Stab. SMD SOT23-5
118	1	VCO1	SL007VC1x01	VCO SKY 8 pin FVCTMD
119	1	Y1	1/2 FLTPB7E	Filtro Audio Stereo Positron
120	1	Y2	ERA3SM	Ibrido MAR/ERA
121	1	Y3	MAR6SM	Ibrido MAR/ERA

SL007VC1303



VCO Card



L1 937.5MHz:2sp_d_1.5mm_FILO DA 0.5mm

(*) 937.5MHz:x=2

CS1
CSVCP73

Description: VCO Radio Link			
Designer: L. Gasperini	Size: A4	Page: of	Date: 05/04/2017
Part No.: SL007VCX0 (*)	Rev: .2		

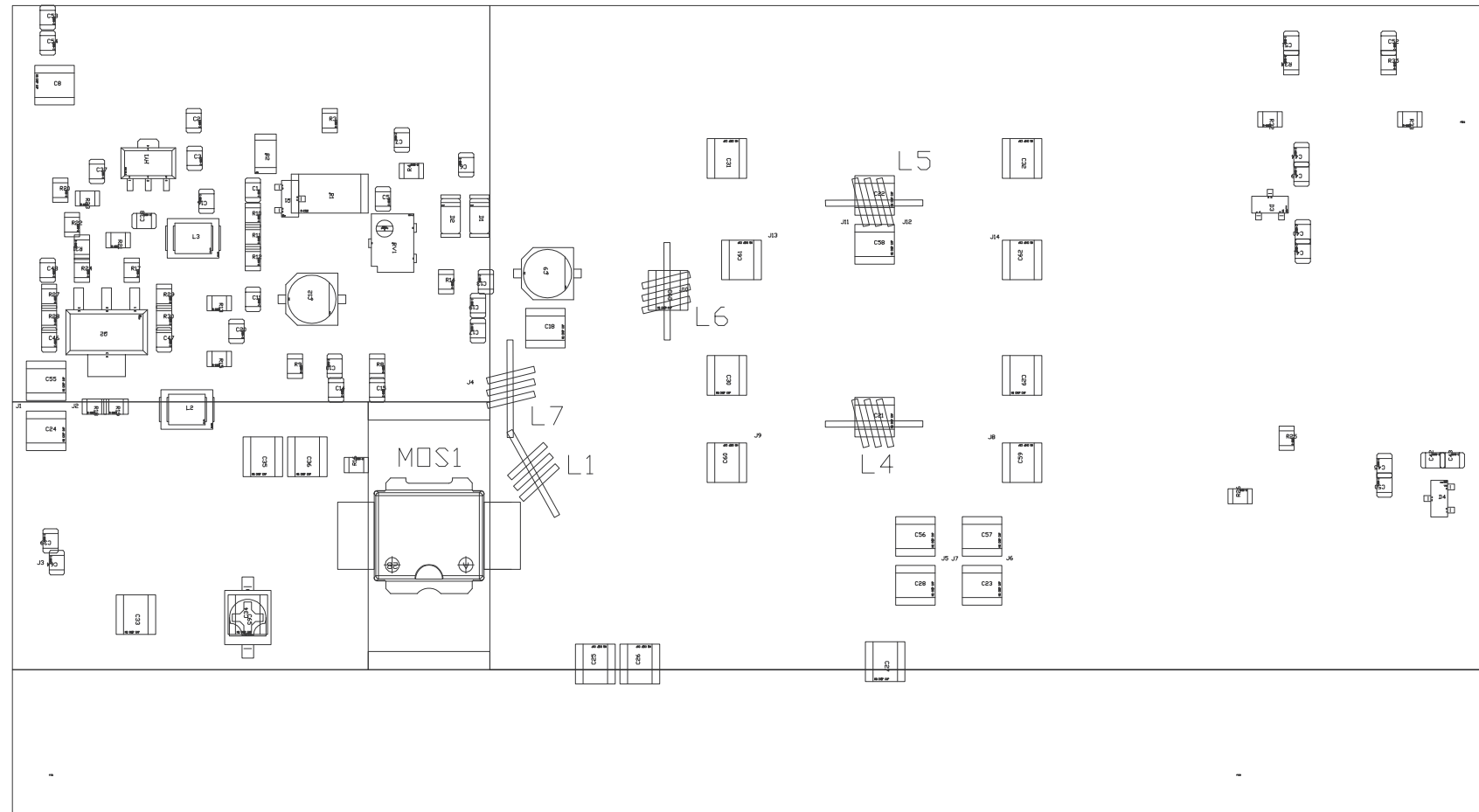
	PRODUCT NAME: RADIO LINK	PART NAME: VCO CARD				
	DESIGNER: L. GASPERINI	DATE: 05/06/2015	REVISION: 1.0	SCALE: 5:1	SIZE: A4	PAGE: 1 DI 1
ARCHIVING: "RVRUT" SERVER, "RILASCIATI" FOLDER	PROJECT CODE: 007	DOCUMENT CODE: SL007VC1X03				

SL007VC1303

VCO Radio Link Revised: 05/04/2017
 SL007VC1303 800 MHz Revision: 1.2
 Luca Gasperini

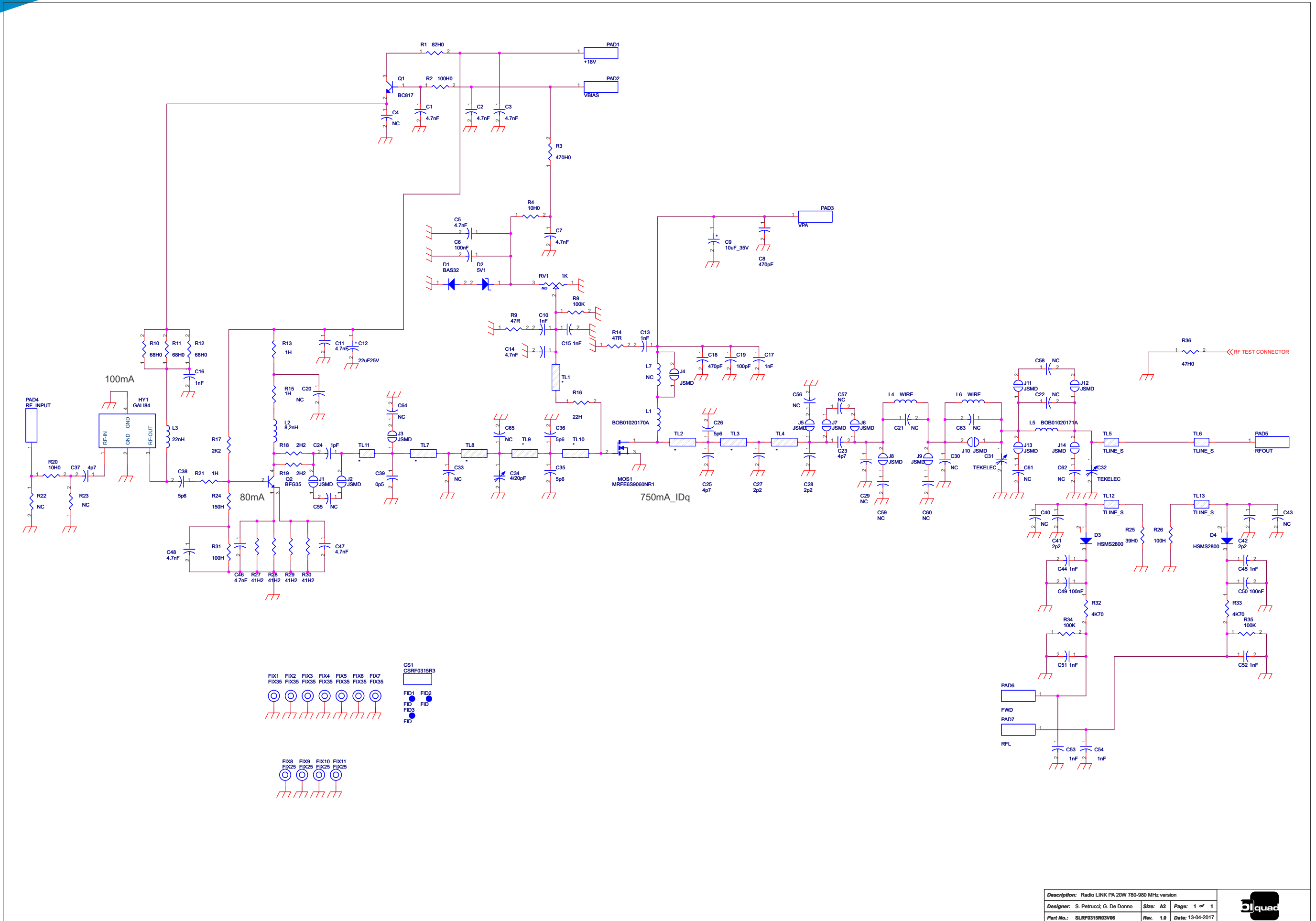
Item	Quantity	Reference	Part	{description}
1	1	C1	1nF	Cond. SMD 0805
2	1	C2	100nF	Cond. SMD 0805
3	6	C3, C4, C5, C7, C8, C9	SEE_TABLE	Cond. SMD 0805
4	1	C6	100pF	Cond. SMD 0805
5	1	D1	BB149	
6	2	FID1, FID2	FID	Fiducial CS
7	1	L1	SEE_TABLE	Cylindrical inductance
8	1	Q1	BFR520	Trans. NPN SOT23
9	1	Q2	BFR540	Trans. NPN SOT23
10	1	R1	100H	Res. SMD 0805
11	1	R2	240H	Res. SMD 0805
12	1	R3	7K5	Res. SMD 0805
13	1	R4	100K	Res. SMD 0805
14	1	R5	47K	Res. SMD 0805
15	1	R6	4K7	Res. SMD 0805
16	1	R7	22K	Res. SMD 0805
17	2	R8	825H	Res. SMD 0805
18	1	R9	18H	Res. SMD 0805
19	1	CS	CSVCP3	PRINT CIRCUIT
20	3	C3, C7, C9	1p5	Cond. SMD 0805
21	1	C4	1p8	Cond. SMD 0805
22	1	C8	2p7	Cond. SMD 0805
23	1	C5	3,9pF	Cond. SMD 0805
24	1	L1		3 WIRE THREAD 0,4 mm ENAMELLED AT A TIME ON DIAMETER 1 MM

SLRF0315R03V06



	PRODUCT NAME : THESLA 950 TX	PART NAME : SLRF0315R03V01
	DESIGNER : L. GASPERINI	DATE : 18/12/2014 REVISION : 1.0 SCALE : 2:1 SIZE : A3 PAGE : 1 DI 1
ARCHIVING : "RVRUT" SERVER, "RILASCIATI" FOLDER	PROJECT CODE : 007	DOCUMENT CODE : SLRF0315R03V01

SLRF0315R03V06



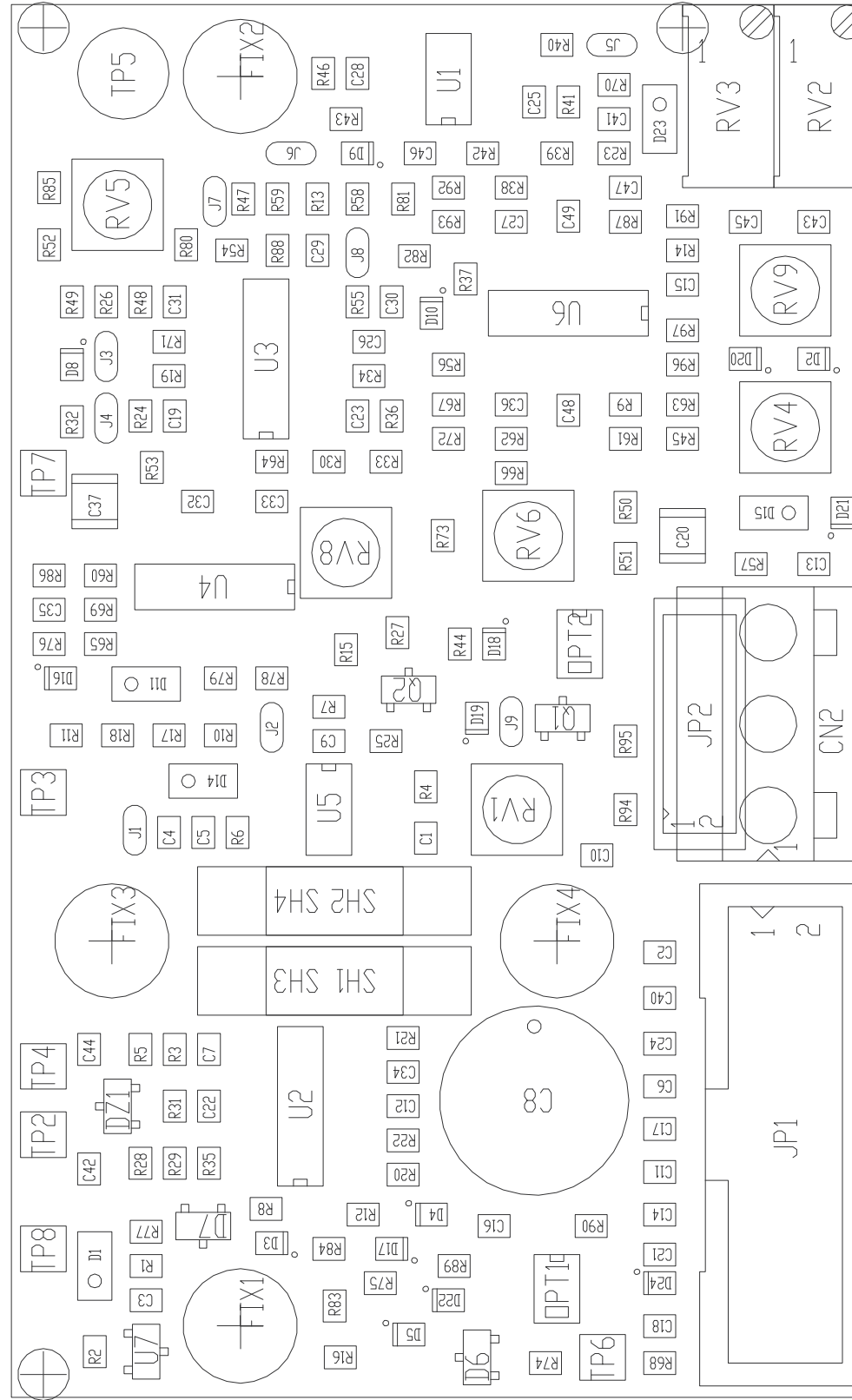
Description: Radio LINK PA 20W 780-980 MHz version			
Designer: S. Petrucci, G. De Donno	Size: A2	Page: 1 of 1	
Part No.: SLRF0315R03V06	Rev. 1.0	Date: 13-04-2017	

SLRF0315R03V06

Radio LINK PA 20W 780-980 MHz version Revised: 13/04/2017
 SLRF0315R03V06 Revision: 1.0
 S. Petrucci; G. De Donno

Item	Quantity	Reference	Part	(description)
1	1	CS1	CSRF0315R3	Print Circuit
2	10	C1, C2, C3, C5, C7, C11, C14, C46, C47, C48	4.7nF	Cond. SMD 0805
3	6	C4, C20, C39, C40, C43, C64	NC	Cond. SMD 0805
4	3	C6, C49, C50	100nF	Cond. SMD 0805
5	2	C18, C8	470pF	Cond. SMD 1212 HQ
6	1	C9	10uF_35V	Cond. Elett. SMD d. 6.3mm
7	4	C10, C13, C15, C17	1nF	Cond. SMD 0805 COG
8	1	C12	22uF25V	Cond. Elett. SMD d. 5mm
9	7	C16, C44, C45, C51, C52, C53, C54	1nF	Cond. SMD 0805
10	1	C19	100pF	Cond. SMD 0805 COG
11	13	C21, C22, C29, C30, C33, C55, C56, C57, C58, C59, C60, C61, C62, C63	NC	Cond. SMD 1212 HQ
12	2	C23, C25	4p7	Cond. SMD 1212 HQ
13	1	C24	1pF	Cond. SMD 1212 HQ
14	3	C26, C35, C36	5p6	Cond. SMD 1212 HQ
15	2	C28, C27	2p2	Cond. SMD 1212 HQ
16	2	C32, C31	TEKELEC	Comp. var. Bulwark TZB4A
17	1	C39	0p5	Cond. SMD 0805
18	1	C34	4/20pF	Comp. var. Bulwark TZB4A
19	1	C37	4p7	Cond. SMD 0805
20	1	C38	5p6	Cond. SMD 0805
21	2	C41, C42	2p2	Cond. SMD 0805
22	1	C65	NC	Cond. SMD 1212 HQ
23	1	D1	BAS32	MINIMELF SMD Diode
24	1	D2	5V1	MINIMELF SMD Zener Diode
25	2	D4, D3	HSMS2800	Diode SMD SOT23
26	3	FID1, FID2, FID3	FID	Fiducial CS
27	7	FIX1, FIX2, FIX3, FIX4, FIX5, FIX6, FIX7	FIX35	Fixing hole 3.5mm
28	4	FIX8, FIX9, FIX10, FIX11	FIX25	Fixing hole 2.5mm
29	1	HY1	GALI84	RF HIBRYD AMPLIFIER
30	14	J1, J2, J3, J4, J5, J6, J7, J8, J9, J10, J11, J12, J13, J14	JSMD	Pad SMD a saldare
31	1	L1	BOB01020170A	Cylindrical inductance
32	1	L2	8,2nH	Inductance SMD 3225 (1210/0805)
33	1	L3	22nH	Inductance SMD 3225 (1210)
34	2	L6, L4	WIRE	Cylindrical inductance
35	1	L5	BOB01020171A	Cylindrical inductance
36	1	L7	NC	Cylindrical inductance
37	1	MOS1	MRFE6S9060NR1	RF Power LDMOS
38	1	PAD1	+18V	Pad SMD weld
39	1	PAD2	VBIAS	Pad SMD weld
40	1	PAD3	VPA	Pad SMD weld
41	1	PAD4	RF_INPUT	Pad SMD weld
42	1	PAD5	RFOUT	Pad SMD weld
43	1	PAD6	RFD	Pad SMD weld
44	1	PAD7	FWD	Pad SMD weld
45	1	Q1	BC817	Trans. NPN SOT23
46	1	Q2	BFG35	Trans. NPN SOT223
47	1	RV1	1K	Trimm. multi SMD PVG5 Murata
48	1	R1	82H0	Res. SMD 2512 1%
49	1	R2	100H0	Res. SMD 1206
50	1	R3	470H0	Res. SMD 0805 1%
51	2	R4, R20	10H0	Res. SMD 0805 1%
52	3	R8, R34, R35	100K	Res. SMD 0805 1%
53	2	R9, R14	47R	Res. SMD 0805 1%
54	3	R10, R11, R12	68H0	Res. SMD 0805
55	3	R13, R15, R21	1H	Res. SMD 0805 1%
56	1	R16	22H	Res. SMD 0805 1%
57	1	R17	2K2	Res. SMD 0805 1%
58	2	R19, R18	2H2	Res. SMD 0805 1%
59	2	R22, R23	NC	Res. SMD 0805
60	1	R24	150H	Res. SMD 0805 1%
61	1	R25	39H0	Res. SMD 0805 1%
62	2	R26, R31	100H	Res. SMD 0805 1%
63	4	R27, R28, R29, R30	41H2	Res. SMD 0805 1%
64	2	R33, R32	4K70	Res. SMD 0805
65	1	R36	47H0	Res. Layer 2W
66	9	TL1, TL2, TL3, TL4, TL7, TL8, TL9, TL10, TL11	*	Line strip CS
67	4	TL5, TL6, TL12, TL13	TLINE_S	Line strip CS

SLCNTMOS07.LINK



PRODUCT NAME : <>

PART NAME : CNTMOS PA RF R.07


DESIGNER : L. GASPERINI

DATE : 18/05/16 REVISION : 1.0 SCALE : 1:1 SIZE : A4 PAGE : 1 DI 1

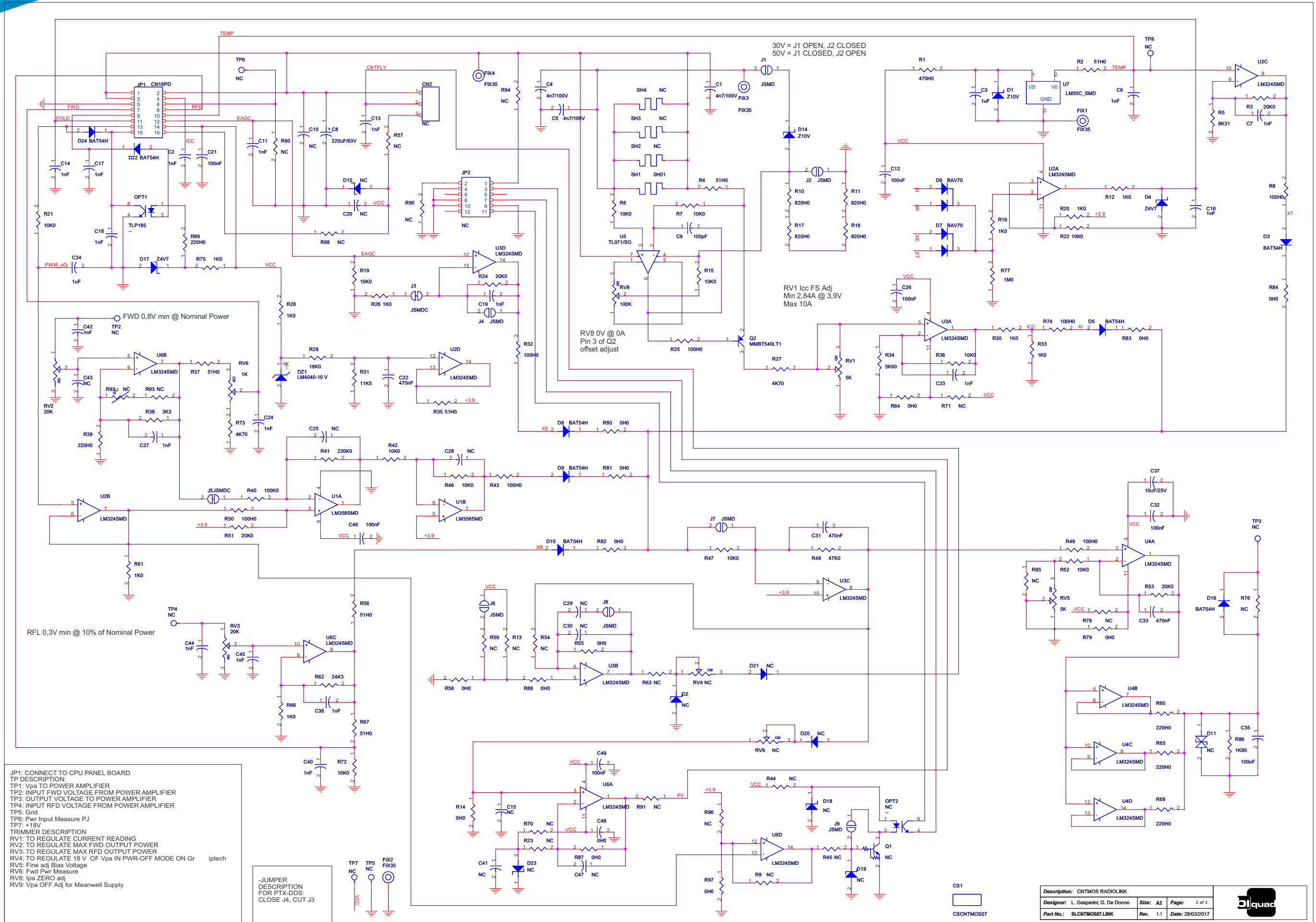
ARCHIVING : "RVRUT" SERVER, "RILASCIATI" FOLDER PROJECT CODE : <>

DOCUMENT CODE : SLCNTMOS07

SLCNTMOS07.LINK



SLCNTMOS07.LINK



JP1: CONNECT TO CPU PANEL BOARD
 TP DESCRIPTION:
 TP1: Vpa TO POWER AMPLIFIER
 TP2: INPUT FWD VOLTAGE FROM POWER AMPLIFIER
 TP3: OUTPUT VOLTAGE TO POWER AMPLIFIER
 TP4: INPUT RFD VOLTAGE FROM POWER AMPLIFIER
 TP5: Gnd
 TP6: Pwr Input Measure PJ
 TP7: +18V
 TRIMMER DESCRIPTION
 RV1: TO REGULATE CURRENT READING
 RV2: TO REGULATE MAX FWD OUTPUT POWER
 RV3: TO REGULATE MAX RFD OUTPUT POWER
 RV4: TO REGULATE 18 V OF Vpa IN PWR-OFF MODE ON Gr
 RV5: Fine adj Bias Voltage
 RV6: Fwd Pwr Measure
 RV8: Ipa ZERO adj
 RV9: Vpa OFF Adj for Meanwell Supply

-JUMPER DESCRIPTION FOR PTX-DDS:
 CLOSE J4, CUT J3

Description: CNTMOS RADIOLINK			
Designer: L. Gasperini, G. De Donno	Size: A2	Page: 1 of 1	
Part No.: SLCNTMOS07.LINK	Rev. 1.1	Date: 28/03/2017	

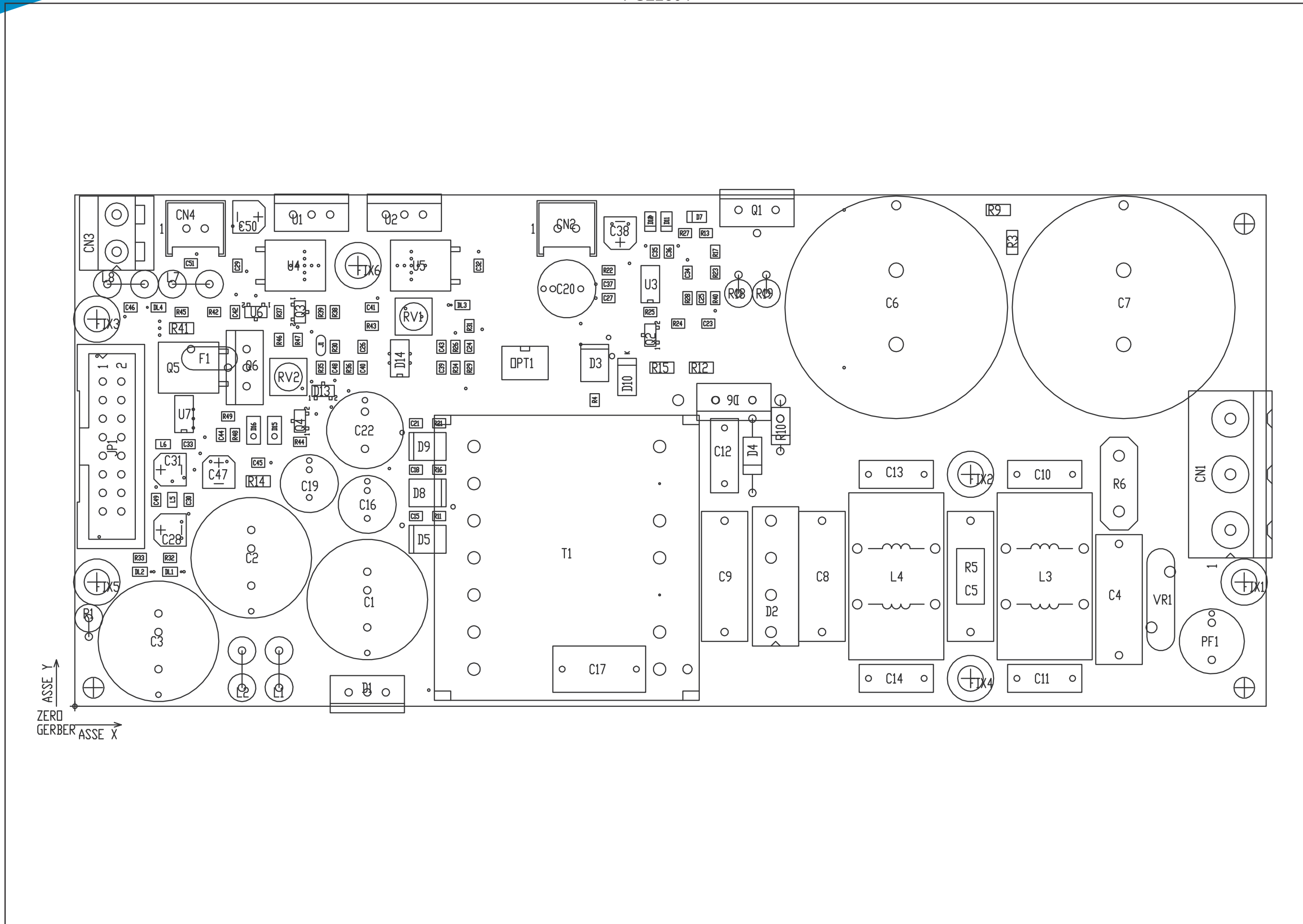
SLCNTMOS07.LINK

CNTMOS RADIOLINK Revised: 28/03/2017
 SLCNTMOS07.LINK Revision: 1.1
 L. Gasperini; G. De Donno


Item	Quantity	Reference	Part	Description
1	1	CN2	NC	Conn. tipe KRA a 3 poli
2	1	CS1	CSCNTMOS07	Print Circuit
3	3	C1, C4, C5	4n7/100V	Cond. SMD 0805
4	18	C2, C6, C7, C11, C13, C14, C16, C17, C18, C19, C23, C24, C27, C36, C40, C42, C44, C45	1nF	Cond. SMD 0805
5	2	C3, C34	1uF	Cond. SMD 0805
6	1	C8	220uF/63V	Cond. Elettr. Dia 10 P5.08
7	1	C9	100pF	Cond. SMD 0805
8	9	C10, C15, C25, C28, C29, C30, C41, C43, C47	NC	Cond. SMD 0805
9	7	C12, C21, C26, C32, C35, C46, C49	100nF	Cond. SMD 0805
10	1	C20	NC	Cond. SMD 1210
11	3	C22, C31, C33	470nF	Cond. SMD 0805
12	1	C37	10uF/25V	Cond. SMD 1210
13	1	C48	OH0	Cond. SMD 0805
14	1	DZ1	LM4040-10 V	Diodi Zener SMD SOT23
15	2	D1, D14	Z10V	MINIMELF SMD Zener Diode
16	3	D2, D18, D19	NC	SOD323 Zener Diode
17	8	D3, D5, D8, D9, D10, D16, D22, D24	BAT54H	SOD323 SMD Diode
18	2	D4, D17	Z4V7	SOD323 Zener Diode
19	2	D6, D7	BAV70	Doppio Diode SMD SOT23
20	1	D11	NC	Transzorba SMA
21	2	D15, D23	NC	MINIMELF SMD Zener Diode
22	2	D20, D21	NC	SOD323 SMD Diode
23	4	FIX1, FIX2, FIX3, FIX4	FIX35	Fixing hole 3.5mm
24	1	JP1	CN16PD	Conn.M.C.S.Dritto 16P allete.
25	1	JP2	NC	Conn. 12 poli DF11 12pin p. 2mm
26	7	J1, J2, J4, J6, J7, J8, J9	JSMD	Pad SMD a weld
27	2	J3, J5	JSMD	Pad SMD a closed weld
28	1	OPT1	TLP185	Optocoupler SMD SO6
29	1	OPT2	NC	Optocoupler SMD SO6
30	1	Q1	NC	Trans./Res. NPN SOT23
31	1	Q2	MMBT540LT1	Trans. PNP SOT23
32	2	RV1, RV5	5K	Trimmer SMD
33	2	RV2, RV3	20K	Trimmer Rg V 3296W
34	2	RV4, RV9	NC	Trimmer SMD
35	1	RV6	1K	Trimmer SMD
36	1	RV8	100K	Trimmer SMD
37	1	R1	470H0	Res. SMD 0805 1%
38	6	R2, R4, R35, R37, R56, R67	51H0	Res. SMD 0805 1%
39	4	R3, R24, R51, R53	20K0	Res. SMD 0805 1%
40	1	R5	9K31	Res. SMD 0805 1%
41	12	R6, R7, R15, R19, R21, R22, R36, R42, R46, R47, R52, R72	10K0	Res. SMD 0805 1%
42	7	R8, R25, R32, R43, R49, R50, R74	100H0	Res. SMD 0805 1%
43	21	R9, R13, R23, R44, R45, R54, R57, R59, R63, R68, R70, R71, R76, R78, R85, R90, R91, R93, R94, R95, R96	NC	Res. SMD 0805 1%
44	4	R10, R11, R17, R18	820H0	Res. SMD 0805 1%
45	10	R12, R16, R20, R26, R28, R30, R33, R61, R66, R75	1K0	Res. SMD 0805 1%
46	13	R14, R55, R58, R64, R79, R80, R81, R82, R83, R84, R87, R88, R97	OH0	Res. SMD 0805 1%
47	2	R27, R73	4K70	Res. SMD 0805 1%
48	1	R29	18K0	Res. SMD 0805 1%
49	1	R31	11K5	Res. SMD 0805 1%
50	1	R34	5K60	Res. SMD 0805 1%
51	1	R38	3K3	Res. SMD 0805 1%
52	5	R39, R60, R65, R69, R89	220H0	Res. SMD 0805 1%
53	1	R40	100K0	Res. SMD 0805 1%
54	1	R41	220K0	Res. SMD 0805 1%
55	1	R48	47K0	Res. SMD 0805 1%
56	1	R62	24K3	Res. SMD 0805 1%
57	1	R86	1K80	Res. SMD 0805 1%
58	1	R77	1M0	Res. SMD 0805 1%
59	1	R92	NC	Res. NTC SMD 0805
60	1	SH2	NC	Shunt step 15.2mm fori 2mm

Item	Quantity	Reference	Part	Description
61	1	SH1	OH01	Shunt step 15.2mm fori 2mm
62	2	SH3, SH4	NC	Shunt SMD 2512
63	6	TP2, TP3, TP4, TP6, TP7, TP8	NC	Hole dia. 1mm
64	1	TP5	NC	Hole dia. 2mm
65	1	U1	LM358SMD	Dual Op. SMD SO8
66	4	U2, U3, U4, U6	LM324SMD	Quad Op. SMD SO14
67	1	U5	TL071/SO	Single Op. SMD SO8
68	1	U7	LM50C_SMD	Temperature sensor

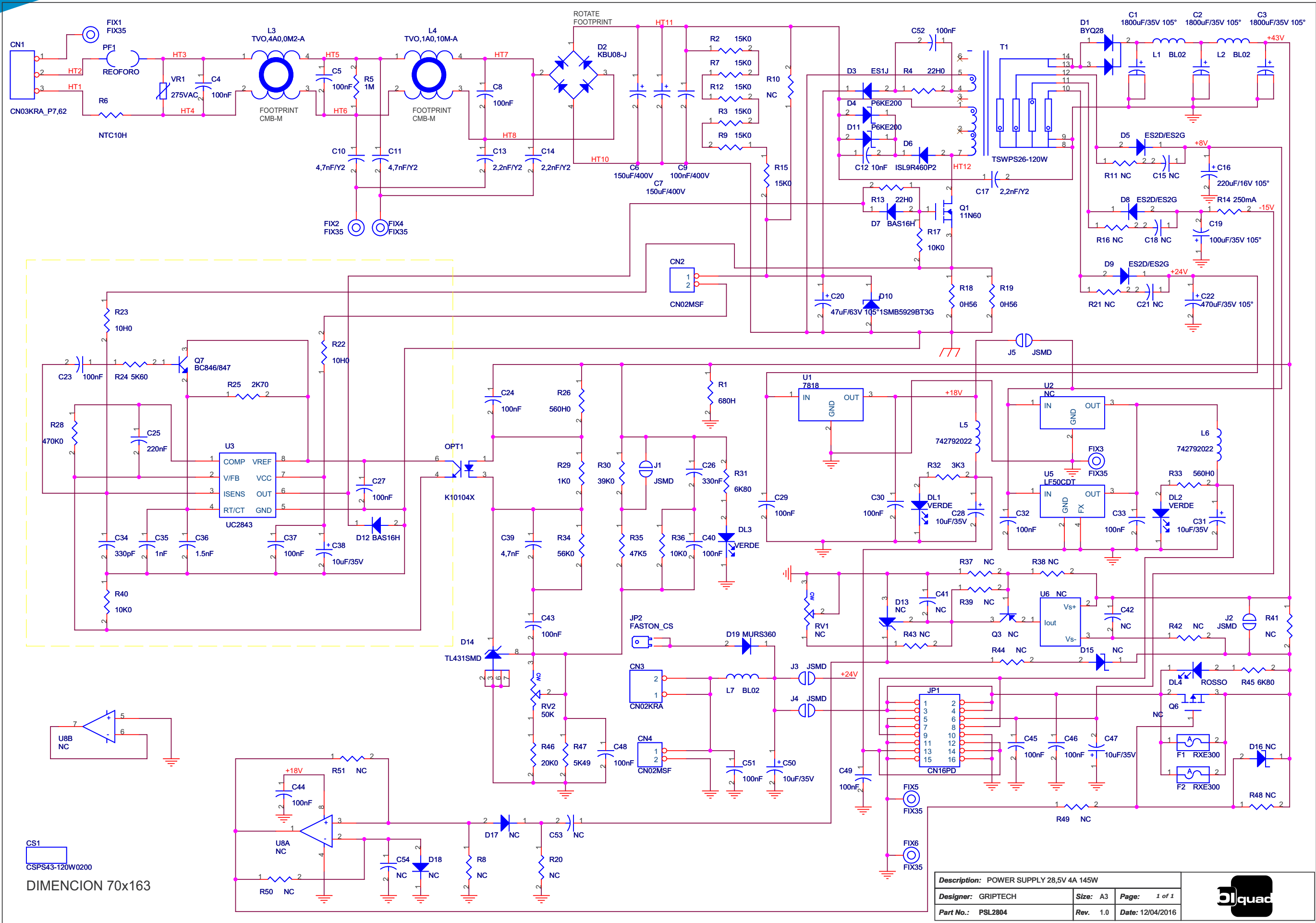
PSL2804



PSL2804



PSL2804



CS1
CSPS43-120W0200
DIMENSION 70x163

Description: POWER SUPPLY 28,5V 4A 145W		
Designer: GRIPTECH	Size: A3	Page: 1 of 1
Part No.: PSL2804	Rev. 1.0	Date: 12/04/2016



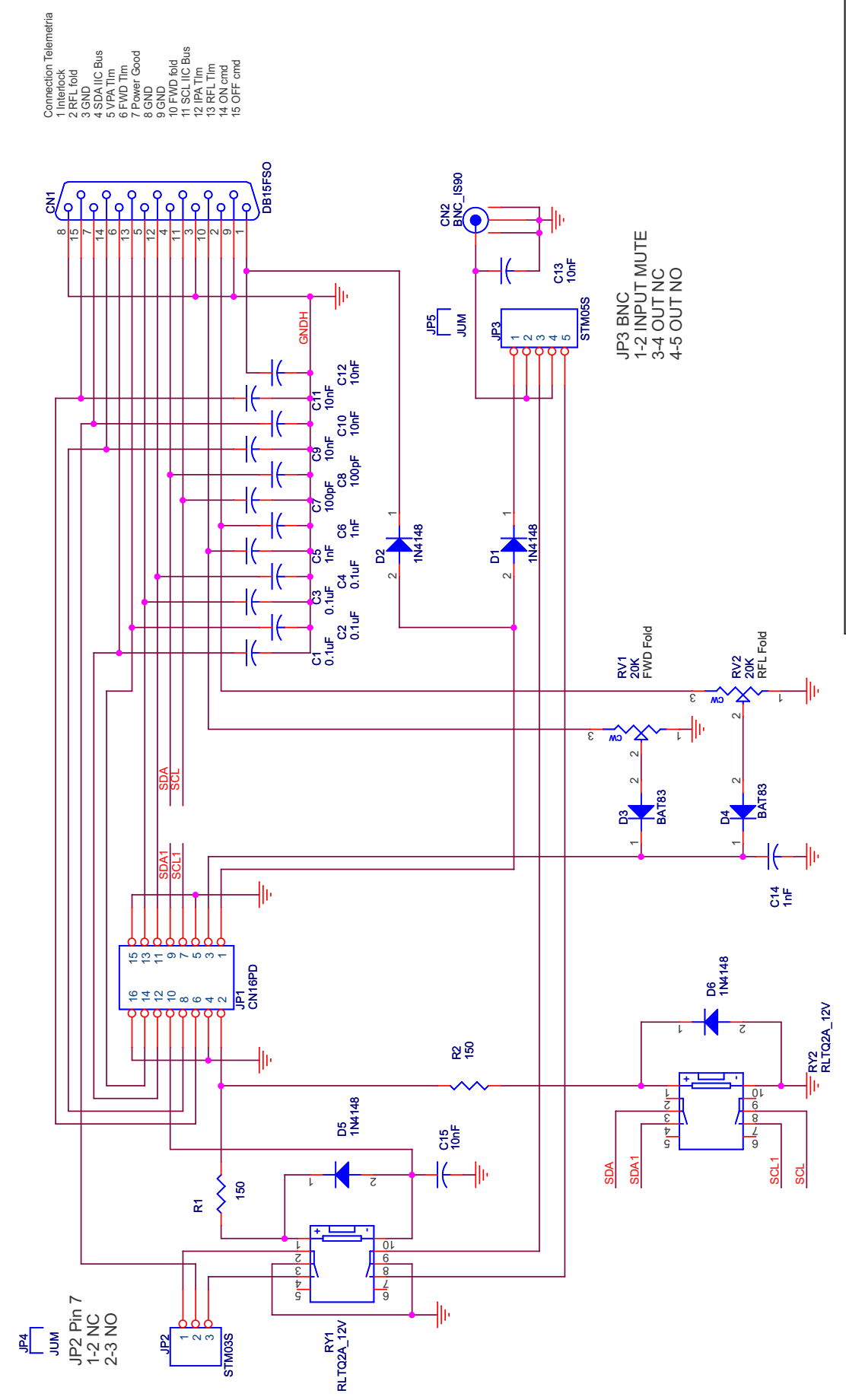
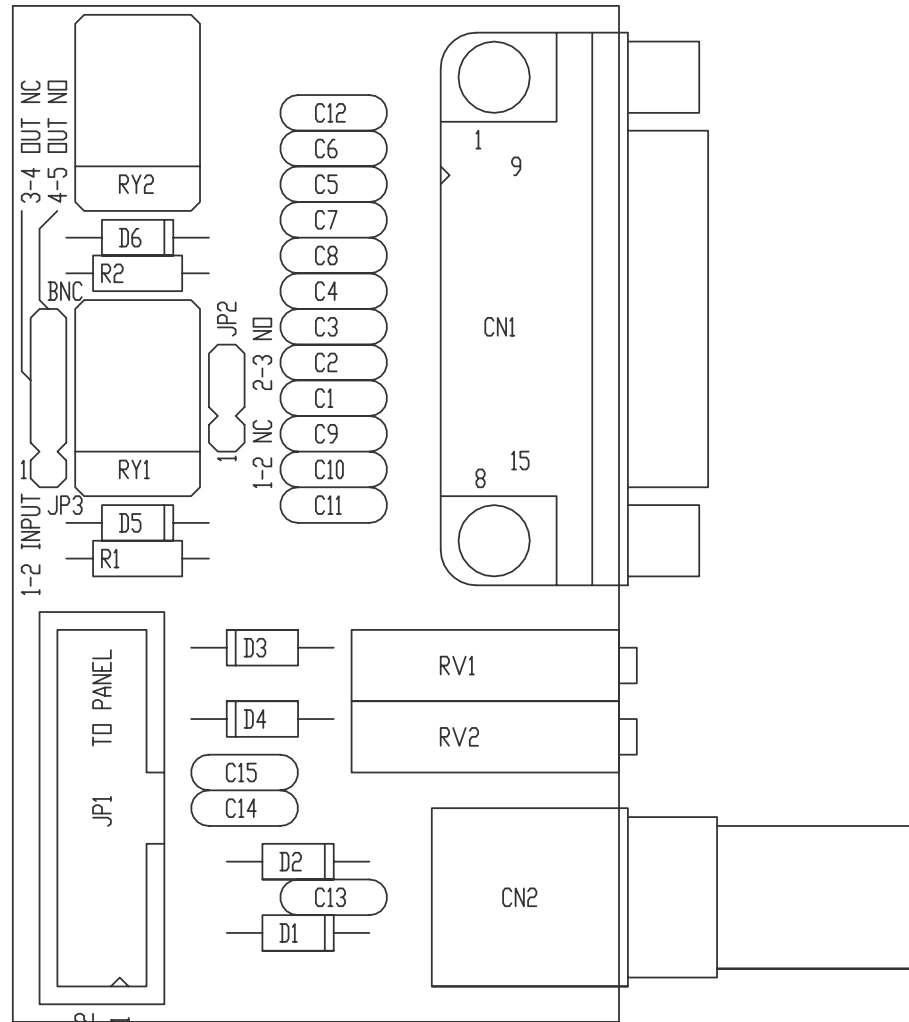
PSL2804

POWER SUPPLY 28,5V 4A 145W
PSL2804
12/04/2016 REV.1.0

Item	Quantity	Reference	Part	(description)
1	1	CN1	CN03KRA_P7,62	Conn. tipo KRA a 3 poli
2	2	CN2, CN4	CN02MSF	Connector 2 poli Lumberg MSF p 2.5mm
3	1	CN3	CN02KRA	Conn. tipo KRA a 2 poli
4	1	CS1	CSPS43-120W0200	Print Circuito
5	3	C1, C2, C3	1800uF/35V 105°	Cond. Elettr. Dia 16 105°C
6	3	C4, C5, C8	100nF	Cond. Polyester p 15mm
7	2	C7, C6	150uF/400V	Cond. Elettr. Dia 30 P10
8	1	C9	100nF/400V	Cond. Polyester p 15mm
9	2	C11, C10	4,7nF/Y2	Cond. ceramic p 7mm Y2
10	1	C12	10nF	Cond. ceramic p 7mm Y2
11	3	C13, C14, C17	2,2nF/Y2	Cond. ceramic p 7mm Y2
12	7	C15, C18, C21, C41, C42, C53, C54	NC	Cond. SMD 0805
13	1	C16	220uF/16V 105°	Cond. Elettr. Dia 8 P3
14	1	C19	100uF/35V 105°	Cond. Elettr. Dia 8 P3
15	1	C20	47uF/63V 105°	Cond. Elettr. Dia 8 P3
16	1	C22	470uF/35V 105°	Cond. Elettr. Dia 10 P5.08
17	17	C23, C24, C27, C29, C30, C32, C33, C37, C40, C43, C44, C45, C46, C48, C49, C51, C52	100nF	Cond. SMD 0805
18	1	C25	220nF	Cond. SMD 0805
19	1	C26	330nF	Cond. SMD 0805
20	5	C28, C31, C38, C50, C47	10uF/35V	Cond. Elettr. SMD d. 4mm
21	1	C34	330pF	Cond. SMD 0805
22	1	C35	1nF	Cond. SMD 0805
23	1	C36	1.5nF	Cond. SMD 0805
24	1	C39	4,7nF	Cond. SMD 0805
25	3	DL1, DL2, DL3	VERDE	LED Green SMD 0805
26	1	DL4	ROSSO	LED Green SMD 0805
27	1	D1	BYQ28	Double diode TO220
28	1	D2	KBU08-J	Ponte diode KBL/KBU
29	1	D3	ES1J	Diode SMD cont. SMA
30	2	D11, D4	P6KE200	1W Zener Diode
31	3	D5, D8, D9	ES2D/ES2G	Diode SMD cont. SMB
32	1	D6	ISL9R460P2	Diode TO220
33	1	D12	BAS16H	Diode SMD SOD123F
34	1	D10	1SMB5929BT3G	Diode SMD cont. SMB
35	4	U6, Q6, U8, D13	NC	
36	1	D14	TL431SMD	SO8 Reference
37	2	D15, D16	NC	MINIMELF SMD Zener Diode
38	2	D17, D18	NC	Diode SMD SOD123F
39	1	D19	MURS360	Diode SMD cont. SMC
40	6	FIX1, FIX2, FIX3, FIX4, FIX5, FIX6	FIX35	Fixing hole 3.5mm
41	2	F2, F1	RXE300	Self-resetting fuse
42	1	JP1	CN16PD	Conn.M.C.S.Dritto 16P alette.
43	1	JP2	FASTON_CS	
44	1	J1	JSMO	Pad SMD a weld
45	4	J2, J3, J4, J5	JSMO	Pad SMD a weld
46	3	L1, L2, L7	BL02	Induttanza cilindrica
47	1	L3	TVO.4A0,0M2-A	Ind. toroidal commum mode
48	1	L4	TVO.1A0,10M-A	Ind. toroidal commum mode
49	2	L6, L5	742792022	Inductance SMD 2012 (0805)
50	1	OPT1	K10104X	Opto SMD SO6
51	1	PF1	REOFORO	Fuse Bussmann LET
52	1	Q1	11N60	Trans. FET N TO220
53	1	Q3	NC	Trans. PNP SOT23
54	1	Q7	BC846/847	Trans. NPN SOT23
55	1	RV1	NC	Trimmer SMD
56	1	RV2	50K	Trimmer SMD
57	1	R1	680H	Res. strato 2W
58	6	R2, R3, R7, R9, R12, R15	15K0	Res. SMD 1206
59	1	R4	22H0	Res. SMD 0805
60	1	R5	1M	Res. SMD 2512 1%
61	1	R6	NTC10H	Res. 1/4W 1%
62	15	R8, R11, R16, R20, R21, R37, R38, R39, R42, R43, R44, R48, R49, R50, R51	NC	Res. SMD 0805
63	1	R10	NC	Res. strato 2W
64	1	R13	22H0	Res. SMD 1206
65	1	R14	250mA	Fus. SMD 1206
66	3	R17, R36, R40	10K0	Res. SMD 0805
67	2	R18, R19	0H56	Res. strato 2W
68	2	R22, R23	10H0	Res. SMD 0805
69	1	R24	5K60	Res. SMD 0805
70	1	R25	2K70	Res. SMD 0805
71	2	R33, R26	560H0	Res. SMD 0805
72	1	R28	470K0	Res. SMD 0805
73	1	R29	1K0	Res. SMD 0805
74	1	R30	39K0	Res. SMD 0805
75	2	R31, R45	6K80	Res. SMD 0805
76	1	R32	3K3	Res. SMD 0805
77	1	R34	56K0	Res. SMD 0805
78	1	R35	47K5	Res. SMD 0805
79	1	R41	NC	Res. SMD 1206
80	1	R46	20K0	Res. SMD 0805
81	1	R47	5K49	Res. SMD 0805
82	1	T1	TSWPS26-120W	Transformer
83	1	U1	7818	Stabilizer TO220
84	1	U2	NC	Stabilizer TO220

Item	Quantity	Reference	Part	(description)
85	1	U3	UC2843	Reg. switching
86	1	U5	LF50CDT	Stabilizer SMD DPAK
87	1	VR1	275VAC	Varistor dia. 7mm
88	1	D7	BAS16H	Diode SMD SOD323

SLTLMTXLCD03




- Connection Telemetry
- 1 Input Lock
 - 2 RFL I/OI
 - 3 GND
 - 4 SDA/IIC Bus
 - 5 VPA Tim
 - 6 FWD Tim
 - 7 Power Good
 - 8 GND
 - 9 GND
 - 10 FWD fold
 - 11 SCL IIC Bus
 - 12 IPA Tim
 - 13 RFL Tim
 - 14 ON cmd
 - 15 OFF cmd

	NOME PROGETTO: TEX LCD	NOME PARTE: SCHEDA TELEMETRY BOARD
	AUTORE: S.POLUZZI	DATA: 11/11/04
ARCHIVIAZIONE ELETTRONICA: "CARTELLA PROGETTI" SU "UT_SRV"	CODICE PROGETTO: /	CODICE DISEGNO: CSTLMTXLCD03
MATERIALE: FR4-74 1.6mm	TRATTAMENTO: Cu 35um	PROFILO: /
		STATO: PROGETTUALE

Nome Progetto: TEX LCD	Pagina: 1 di 1	Size: A4
Autore: A. Tommasi	Data: 02/08/2010	Codice Progetto: /
Nome PC in Rete: \NUTSRV\riasciatl\	Revisione: 2.2	Nome Parte: Telemetry board
File/ Cartella: proectm	Autore: /	Codice: SLTLMTXLCD03

SLTLMTXLCD03

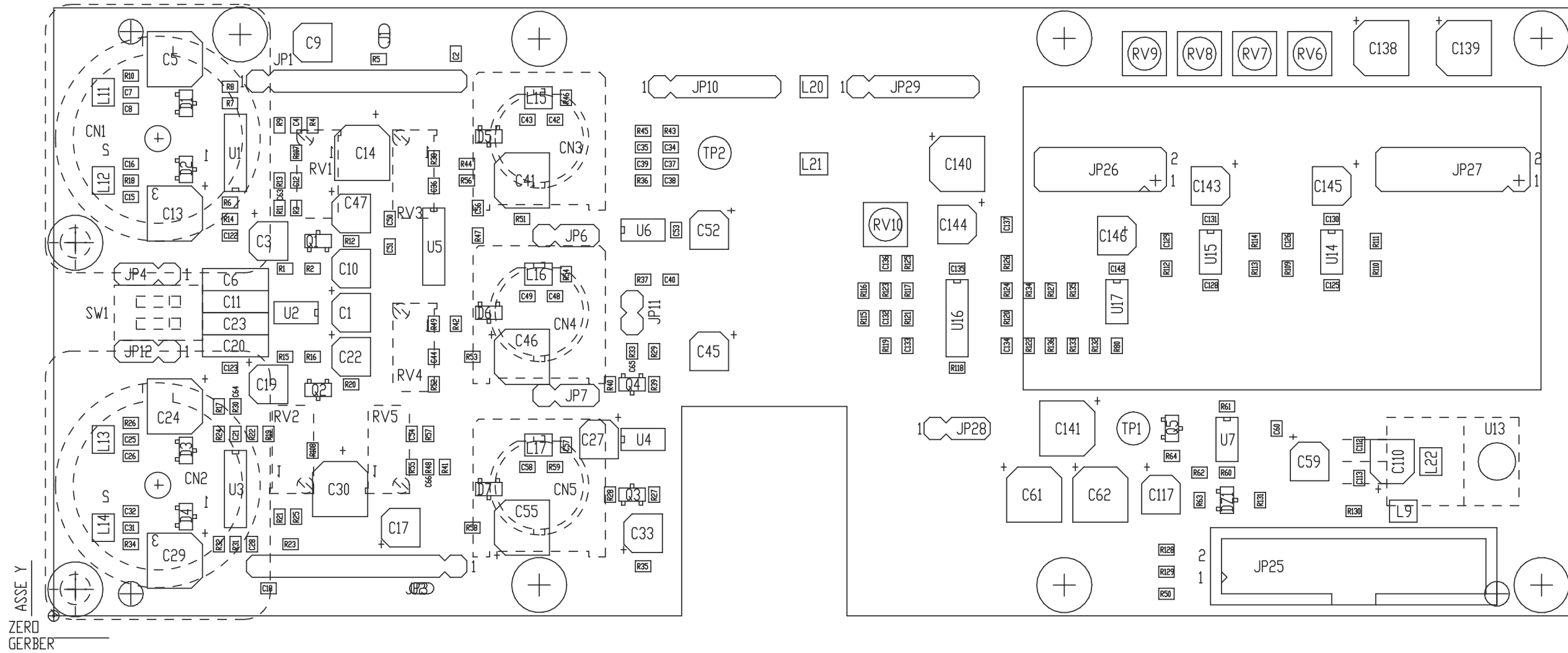


SLTLMTXLCD03

Telemetry board Revised: 02/08/10
 SLTLMTXLCD03 Revision: 2.2
 TEX-LCD/RXRL-LCD/PTRL-LCD
 Andrea Tommasi


Item	Quantity	Reference	Part	Description
1	1	CN1	DB15FSO	Conector DB15 femm. cs 90°
2	1	CN2	BNC_IS90	Conector BNC metallico 90°
3	1	CS1	CSTLMTXLCD03	Print Circuito
4	4	C1, C2, C3, C4	0.1uF	Cond. ceramic p 5mm
5	3	C5, C6, C14	1nF	Cond. ceramic p 5mm
6	2	C7, C8	100pF	Cond. ceramic p 5mm
7	6	C9, C10, C11, C12, C13, C15	10nF	Cond. ceramic p 5mm
8	4	D1, D2, D5, D6	1N4148	Diode in vetro DO35
9	2	D3, D4	BAT83	Diode Hot carrier DO35
10	1	JP1	CN16PD	Conector 16 poli Flat cs
11	1	JP2	STM03S	Strip male 3 pin
12	1	JP3	STM05S	Strip male 5 pin
13	2	JP4, JP5	JUM	Bridge Jumper
14	2	RV1, RV2	20K	Trimmer Rg H 3006
15	2	RY2, RY1	RLTQ2A_12V	Rele' TQ2
15	2	R1, R2	150	Res. 1/4W

SLIF70AFRX01




	NOME PROGETTO: Ricevitore ponti economici LCD	NOME PARTE: Sezione Audio IF 70MHz	
	AUTORE: Andrea Tommasi	DATA: 22/03/2005 REVISIONE: 1.1 SCALA: 2:1 SIZE: A3 PAGINA: 1 DI 1	
ARCHIVIAZIONE ELETTRONICA: "CARTELLA PROGETTI" SU "UT_SRV"	CODICE PROGETTO: 007	CODICE DISEGNO: SLIF70AFRX01	
MATERIALE: <>	TRATTAMENTO: <>	PROFILO: <>	STATO: ESECUTIVO

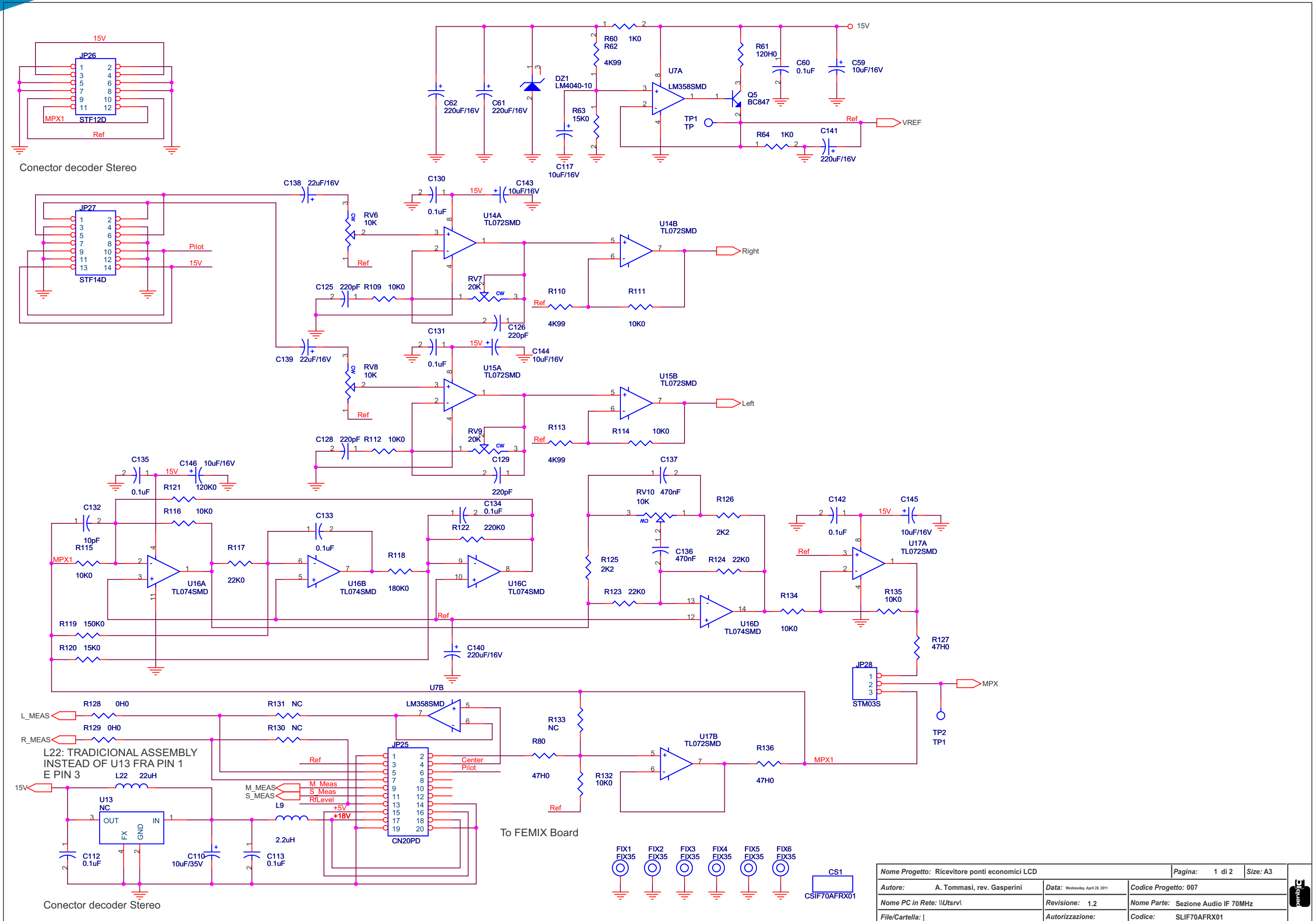
SLIF70AFRX01



SLIF70AFRX01

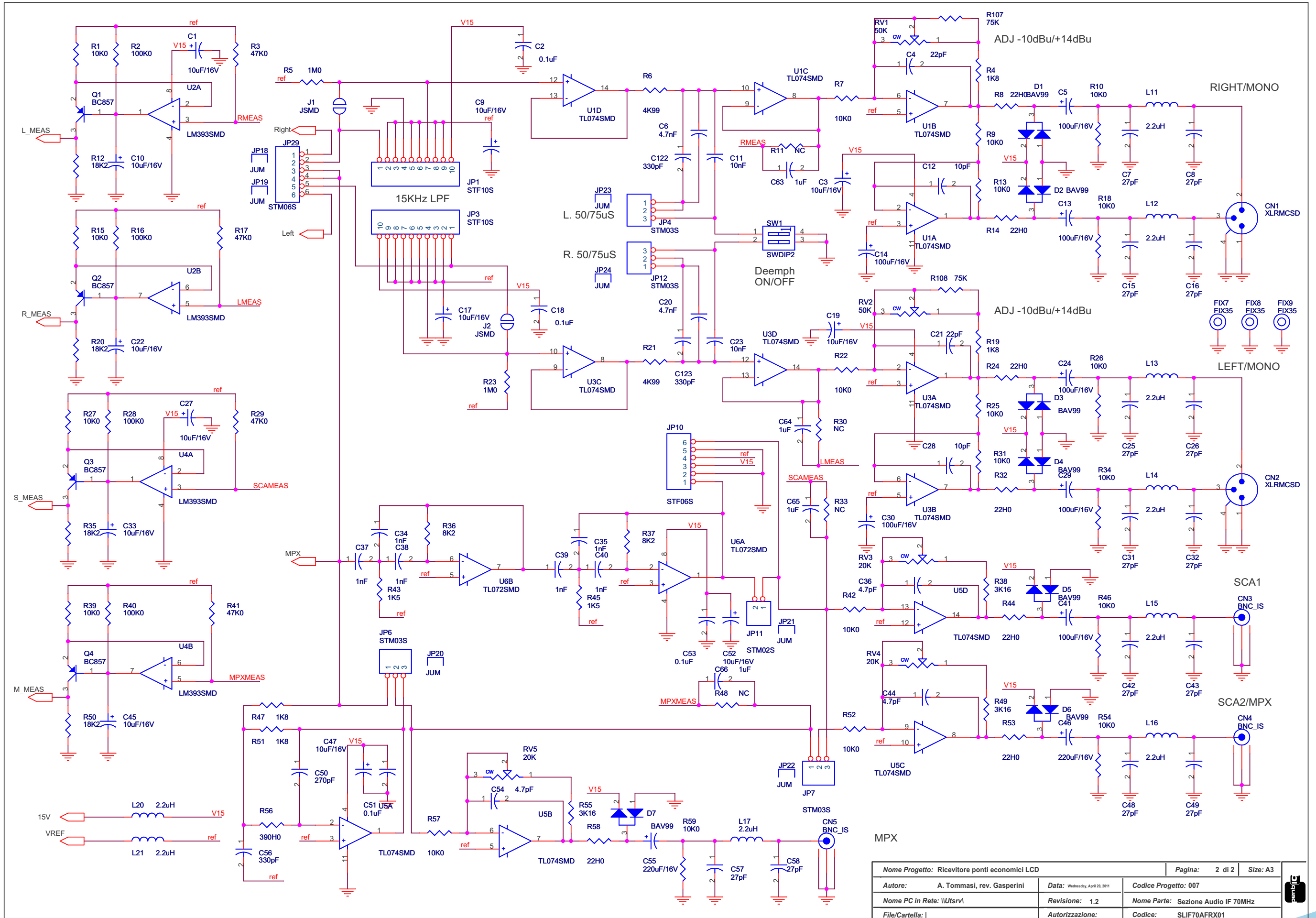


SLIF70AFRX01



Nome Progetto: Ricevitore ponti economici LCD	Pagina: 1 di 2	Size: A3
Autore: A. Tommasi, rev. Gasperini	Data: Wednesday, April 20, 2011	Codice Progetto: 007
Nome PC in Rete: \\Utsrv1	Revisione: 1.2	Nome Parte: Sezione Audio IF 70MHz
File/Cartella:	Autorizzazione:	Codice: SLIF70AFRX01

SLIF70AFRX01



Nome Progetto: Ricevitore ponti economici LCD		Pagina: 2 di 2	Size: A3
Autore: A. Tommasi, rev. Gasperini	Data: Wednesday, April 20, 2011	Codice Progetto: 007	
Nome PC in Rete: \\Utsrv\	Revisione: 1.2	Nome Parte: Sezione Audio IF 70MHz	
File/Cartella:	Autorizzazione:	Codice: SLIF70AFRX01	

SLIF70AFRX01

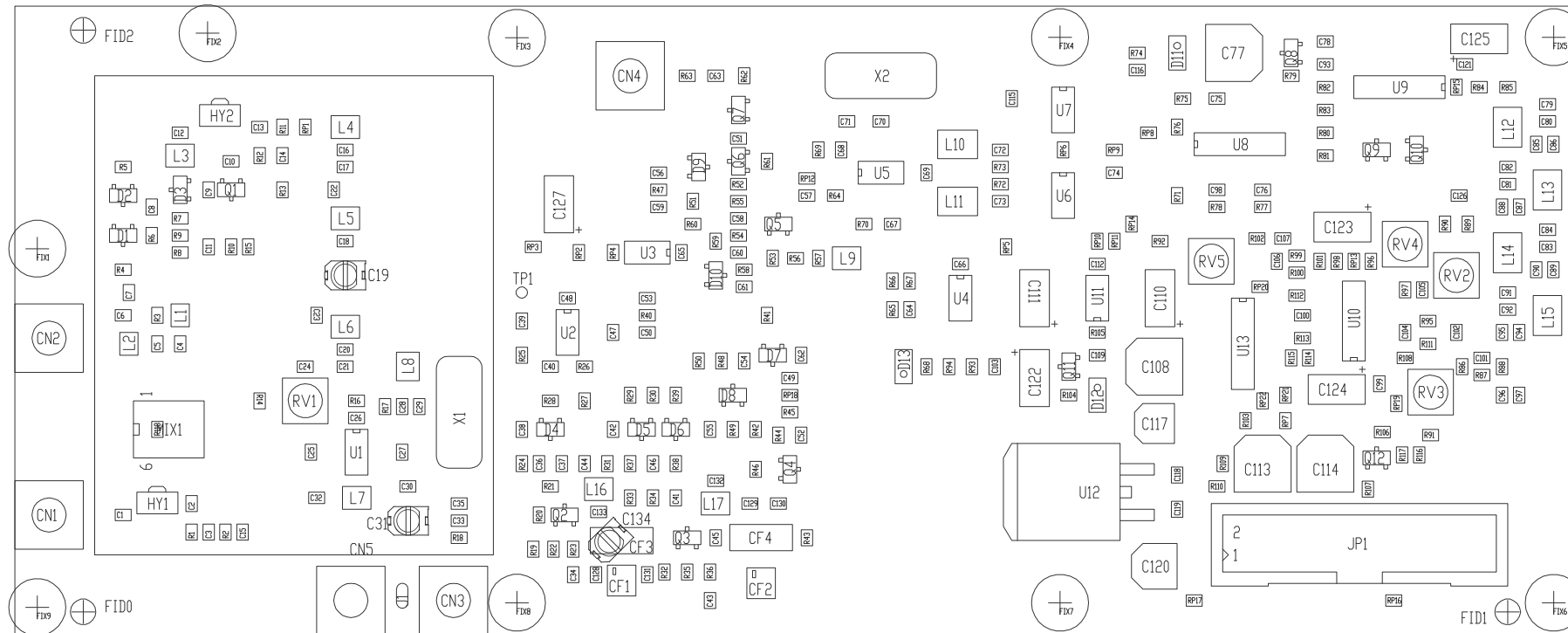
Sezione Audio IF 70MHz Revised: 20/04/2011
 SLIF70AFRX01 Revision: 1.2
 Ricevitore ponti economici LCD
 007

A. Tommasi, rev. Gasperini

Item	Quantity	Reference	Part	Description
1	2	CN1, CN2	XLRMCS	Conector XLR mas. cs
2	3	CN3, CN4, CN5	BNC_IS	Conector BNC metallico
3	1	CS1	CSIF70AFRX01	Print Circuit
4	18	C1, C3, C9, C10, C17, C19, C22, C27, C33, C45, C47, C52, C59, C117, C143, C144, C145, C146	10uF/16V	Cond. Elett. SMD d. 4mm
5	13	C2, C18, C51, C53, C60, C112, C113, C130, C131, C133, C134, C135, C142	0.1uF	Cond. SMD 0805
6	2	C4, C21	22pF	Cond. SMD 0805
7	7	C5, C13, C14, C24, C29, C30, C41	100uF/16V	Cond. Elett. SMD d. 6.3mm
8	2	C6, C20	4.7nF	Cond. Polyester p 5mm
9	14	C7, C8, C15, C16, C25, C26, C31, C32, C42, C43, C48, C49, C57, C58	27pF	Cond. SMD 0805
10	2	C11, C23	10nF	Cond. Polyester p 5mm
11	3	C12, C28, C132	10pF	Cond. SMD 0805
12	6	C34, C35, C37, C38, C39, C40	1nF	Cond. SMD 0805
13	3	C36, C44, C54	4.7pF	Cond. SMD 0805
14	6	C46, C55, C61, C62, C140, C141	220uF/16V	Cond. Elett. SMD d. 6.3mm
15	1	C50	270pF	Cond. SMD 0805
16	3	C56, C122, C123	330pF	Cond. SMD 0805
17	4	C63, C64, C65, C66	1uF	Cond. SMD 0805
18	1	C110	10uF/35V	Cond. Elett. SMD d. 5mm
19	4	C125, C126, C128, C129	220pF	Cond. SMD 0805
20	2	C136, C137	470nF	Cond. SMD 0805
21	2	C138, C139	22uF/16V	Cond. Elett. SMD d. 6.3mm
22	1	DZ1	LM4040-10	Diode Zener SMD SOT23
23	7	D1, D2, D3, D4, D5, D6, D7	BAV99	Double Diode SMD SOT23
24	9	FIX1, FIX2, FIX3, FIX4, FIX5, FIX6, FIX7, FIX8, FIX9	FIX35	Fixing hole 3.5mm
25	2	JP1, JP3	STF10S	Strip female 10 pin
26	5	JP4, JP6, JP7, JP12, JP28	STM03S	Strip male 3 pin
27	1	JP10	STF06S	Strip female 6 pin
28	1	JP11	STM02S	Strip male 2 pin
29	7	JP18, JP19, JP20, JP21, JP22, JP23, JP24	JUM	Bridge Jumper
30	1	JP25	CN20PD	Conector 20 poli Flat cs
31	1	JP26	STF12D	Strip female 12 pin doppia fila
32	1	JP27	STF14D	Strip female 14 pin doppia fila
33	1	JP29	STM06S	Strip male 6 pin
34	2	J1, J2	JSM	Pad SMD a weld
35	10	L9, L11, L12, L13, L14, L15, L16, L17, L20, L21	2.2uH	Inductance SMD 3225 (1210)
36	1	L22	22uH	Inductance Tradicional
37	4	Q1, Q2, Q3, Q4	BC857	Trans. PNP SOT23
38	1	Q5	BC847	Trans. NPN SOT23
39	2	RV1, RV2	50K	Trimmer Rg V 3296W
40	3	RV3, RV4, RV5	20K	Trimmer Rg V 3296W
41	3	RV6, RV8, RV10	10K	Trimmer SMD
42	2	RV7, RV9	20K	Trimmer SMD
43	29	R1, R7, R9, R10, R13, R15, R18, R22, R25, R26, R27, R31, R34, R39, R42, R46, R52, R54, R57, R59, R109, R111, R112, R114, R115, R116, R132, R134, R135	10K0	Res. SMD 0805
44	4	R2, R16, R28, R40	100K0	Res. SMD 0805
45	4	R3, R17, R29, R41	47K0	Res. SMD 0805
46	4	R4, R19, R47, R51	1K8	Res. SMD 0805
47	2	R5, R23	1M0	Res. SMD 0805
48	5	R6, R21, R62, R110, R113	4K99	Res. SMD 0805
49	7	R8, R14, R24, R32, R44, R53, R58	22H0	Res. SMD 0805
50	7	R11, R30, R33, R48, R130, R131, R133	NC	Res. SMD 0805
51	4	R12, R20, R35, R50	18K2	Res. SMD 0805
52	2	R36, R37	8K2	Res. SMD 0805
53	3	R38, R49, R55	3K16	Res. SMD 0805
54	2	R43, R45	1K5	Res. SMD 0805
55	1	R56	390H0	Res. SMD 0805
56	2	R60, R64	1K0	Res. SMD 0805
57	1	R61	120H0	Res. SMD 0805
58	2	R63, R120	15K0	Res. SMD 0805
59	3	R80, R127, R136	47H0	Res. SMD 0805
60	2	R107, R108	75K	Res. SMD 0805
61	3	R117, R123, R124	22K0	Res. SMD 0805
62	1	R118	180K0	Res. SMD 0805
63	1	R119	150K0	Res. SMD 0805
64	1	R121	120K0	Res. SMD 0805
65	1	R122	220K0	Res. SMD 0805
66	2	R125, R126	2K2	Res. SMD 0805
67	2	R128, R129	0H0	Res. SMD 0805

Item	Quantity	Reference	Part	Description
68	1	SW1	SWDIP2	Dip switch 2 vie
69	1	TP1	TP	Test point
70	1	TP2	TP1	Test point
71	4	U1, U3, U5, U16	TL074SMD	Quad Op. SMD SO14
72	2	U2, U4	LM393SMD	Dual Comp. SMD SO8
73	4	U6, U14, U15, U17	TL072SMD	Dual Op. SMD SO8
74	1	U7	LM358SMD	Dual Op. SMD SO8
75	1	U13	NC	Stabilizer TO220

SL040IF3003



PRODUCT NAME : THESLA 950 RX

DESIGNER : A. TOMMASI

ARCHIVING : "RVRUT" SERVER, "RILASCIATI" FOLDER

PART NAME : RF-IF AND DEMODULATOR

DATE : 04/04/17

REVISION : 1.1

SCALE : 1:1

SIZE : A4


PAGE : 1

DI : 1

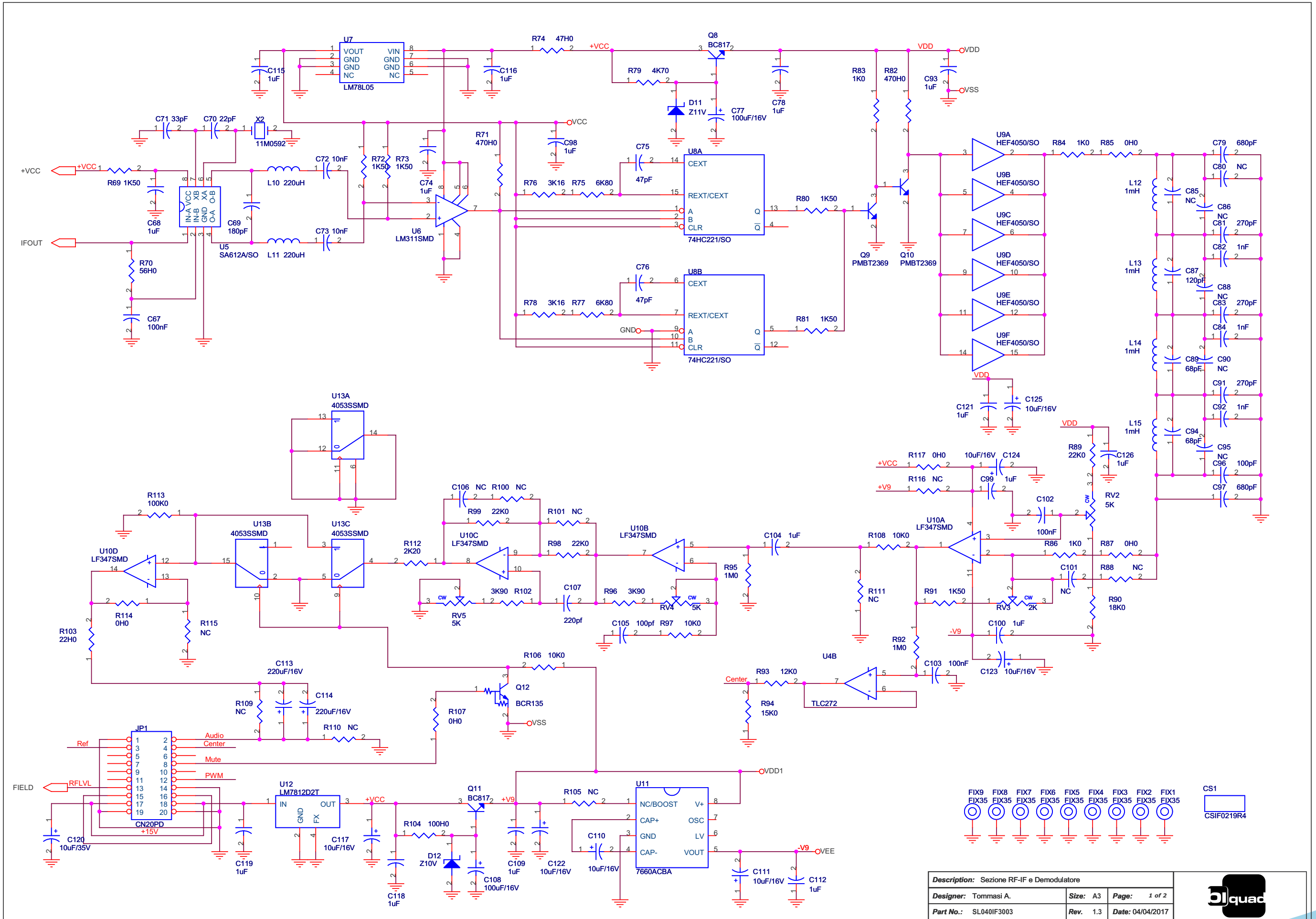
DOCUMENT CODE : SL040IF3003

PROJECT CODE : <>

SL040IF3003



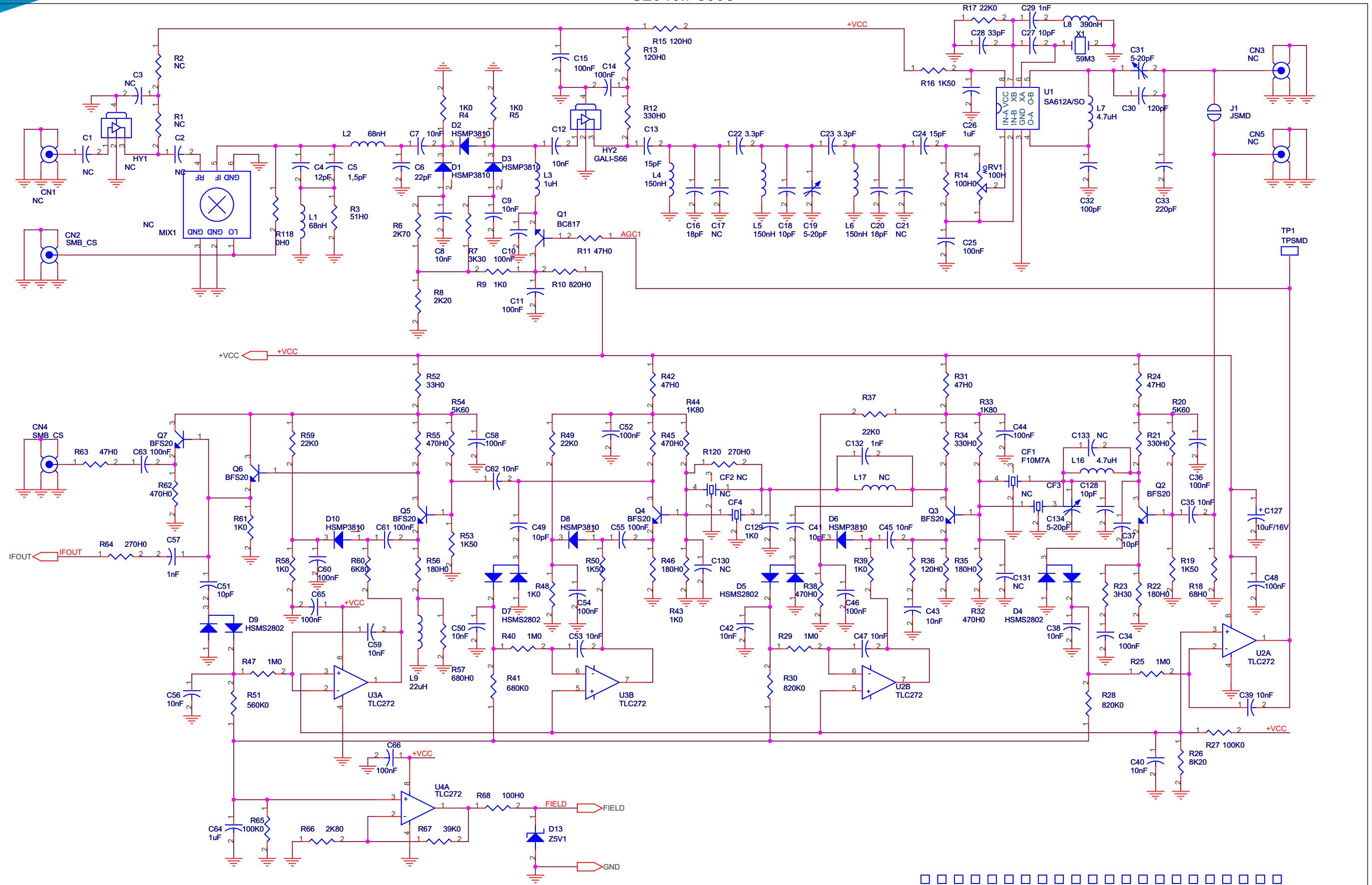
SL040IF3003



Description: Sezione RF-IF e Demodulatore		
Designer: Tommasi A.	Size: A3	Page: 1 of 2
Part No.: SL040IF3003	Rev. 1.3	Date: 04/04/2017



SL040IF3003



Description: Sezione RF-IF e Demodulatore		
Designer: Tommasi A.	Size: A3	Page: 2 of 2
Part No.: SL040IF3003	Rev. 1.3	Date: 04/04/2017

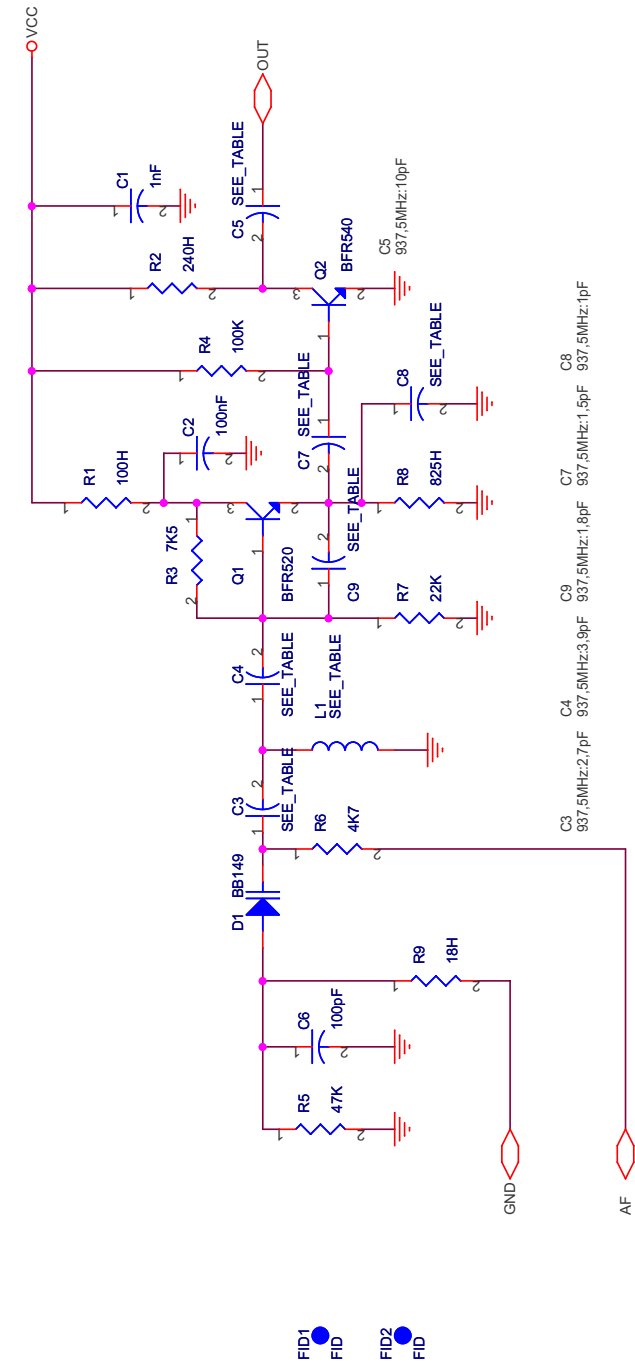
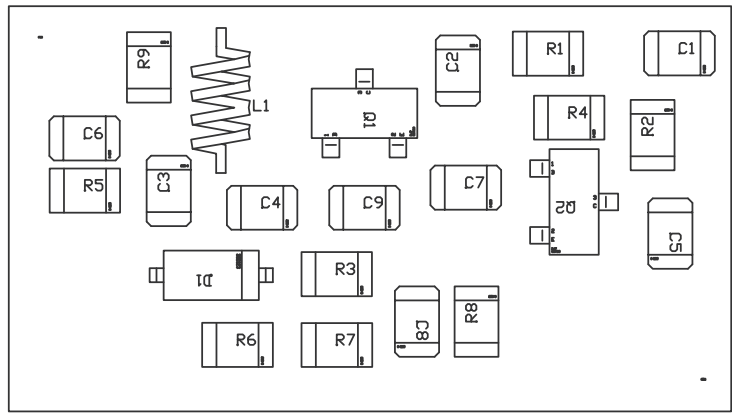


SL040IF3003

Sezione RF-IF e Demodulatore Revised: Tuesday, April 04, 2017
 SL040IF3003 Revision: 1.3
 Tommasi A.

Item	Quantity	Reference	Part	Description
1	1	CF1	F10M7A	Filter ceramic SMD
2	3	CF2, CF3, CF4	NC	Filter ceramic SMD
3	3	CN1, CN3, CN5	NC	Conector SMB cs
4	2	CN2, CN4	SMB_CS	Conector SMB cs
5	1	CS1	CSIF0219R4	Print Circuit
6	16	C1, C2, C3, C17, C21, C80, C85, C86, C88, C90, C95, C101, C106, C130, C131, C133	NC	Cond. SMD 0805
7	1	C4	12pF	Cond. SMD 0805
8	1	C5	1,5pF	Cond. SMD 0805
9	2	C6, C70	22pF	Cond. SMD 0805
10	19	C7, C8, C9, C12, C35, C38, C39, C40, C42, C43, C45, C47, C50, C53, C56, C59, C62, C72, C73	10nF	Cond. SMD 0805
11	22	C10, C11, C14, C15, C25, C34, C36, C44, C46, C48, C52, C54, C55, C58, C60, C61, C63, C65, C66, C67, C102, C103	100nF	Cond. SMD 0805
12	2	C13, C24	15pF	Cond. SMD 0805
13	2	C16, C20	18pF	Cond. SMD 0805
14	7	C18, C27, C37, C41, C49, C51, C128	10pF	Cond. SMD 0805
15	3	C19, C31, C134	5-20pF	Comp. var. Bulwark TZC3
16	2	C22, C23	3.3pF	Cond. SMD 0805
17	18	C26, C64, C68, C74, C78, C93, C98, C99, C100, C104, C109, C112, C115, C116, C118, C119, C121, C126	1uF	Cond. SMD 0805
18	2	C28, C71	33pF	Cond. SMD 0805
19	6	C29, C57, C82, C84, C92, C132	1nF	Cond. SMD 0805
20	2	C30, C87	120pF	Cond. SMD 0805
21	3	C32, C96, C105	100pF	Cond. SMD 0805
22	2	C33, C107	220pF	Cond. SMD 0805
23	1	C69	180pF	Cond. SMD 0805
24	2	C75, C76	47pF	Cond. SMD 0805
25	2	C77, C108	100uF/16V	Cond. Elett. SMD d. 6.3mm
26	2	C79, C97	680pF	Cond. SMD 0805
27	3	C81, C83, C91	270pF	Cond. SMD 0805
28	2	C89, C94	68pF	Cond. SMD 0805
29	7	C110, C111, C122, C123, C124, C125, C127	10uF/16V	Cond. Elett. SMD tant. size C
30	2	C113, C114	220uF/16V	Cond. Elett. SMD d. 6.3mm
31	1	C117	10uF/16V	Cond. Elett. SMD d. 4mm
32	1	C120	10uF/35V	Cond. Elett. SMD d. 5mm
33	6	D1, D2, D3, D6, D8, D10	HSMP3810	Diode SMD SOT23
34	4	D4, D5, D7, D9	HSMS2802	Double Diode SMD SOT23
35	1	D11	Z11V	MINIMELF SMD Zener Diode
36	1	D12	Z10V	MINIMELF SMD Zener Diode
37	1	D13	Z5V1	MINIMELF SMD Zener Diode
38	9	FIX1, FIX2, FIX3, FIX4, FIX5, FIX6, FIX7, FIX8, FIX9	FIX35	Fixing hole 3.5mm
39	1	HY1	NC	RF HIBRYD AMPLIFIER
40	1	HY2	GALI-S66	RF HIBRYD AMPLIFIER
41	1	JP1	CN20PD	Conector 20 polii Flat cs
42	1	J1	JSMD	Pad SMD a saldare
43	2	L1, L2	68nH	Inductance SMD 2520 (1008)
44	1	L3	1uH	Inductance SMD 3225 (1210)
45	3	L4, L5, L6	150n	Inductance SMD 3225 (1210)
46	2	L7, L16	4.7u	Inductance SMD 3225 (1210)
47	1	L8	390n	Inductance SMD 3225 (1210)
48	1	L9	22uH	Inductance SMD 3225 (1210)
49	2	L10, L11	220u	Inductance SMD 4532 (1812)
50	4	L12, L13, L14, L15	1mH	Inductance SMD 4532 (1812)
51	1	L17	NC	Inductance SMD 3225 (1210)
52	1	MIX1	NC	Mixer SMD serie RSM
53	3	Q1, Q8, Q11	BC817	Trans. NPN SOT23
54	6	Q2, Q3, Q4, Q5, Q6, Q7	BFS20	Trans. NPN SOT23
55	2	Q9, Q10	PMBT2369	Trans. NPN SOT23
56	1	Q12	BCR135	Trans./Res. NPN SOT23
57	28	RP1, RP2, RP3, RP4, RP5, RP6, RP7, RP8, RP9, RP10, RP11, RP12, RP13, RP14, RP15, RP16, RP17, RP18, RP19, RP20, RP21, RP22, R85, R87, R107, R114, R117, R118	0H0	Res. SMD 0805 1%
58	1	RV1	100H	Trimmer SMD
59	3	RV2, RV4, RV5	5K	Trimmer SMD
60	1	RV3	2K	Trimmer SMD

Item	Quantity	Reference	Part	Description
61	11	R1, R2, R88, R100, R101, R105, R109, R110, R111, R115, R116	NC	Res. SMD 0805 1%
62	12	R4, R5, R9, R39, R43, R48, R58, R61, R83, R84, R86, C129	1K0	Res. SMD 0805 1%
63	1	R3	51H0	Res. SMD 0805 1%
64	1	R6	2K70	Res. SMD 0805 1%
65	1	R7	3K30	Res. SMD 0805 1%
66	2	R8, R112	2K20	Res. SMD 0805 1%
67	1	R10	820H0	Res. SMD 0805 1%
68	6	R11, R24, R31, R42, R63, R74	47H0	Res. SMD 0805 1%
69	3	R12, R21, R34	330H0	Res. SMD 0805 1%
70	3	R13, R15, R36	120H0	Res. SMD 0805 1%
71	3	R14, R68, R104	100H0	Res. SMD 0805 1%
72	10	R16, R19, R50, R53, R69, R72, R73, R80, R81, R91	1K50	Res. SMD 0805 1%
73	7	R17, R37, R49, R59, R89, R98, R99	22K0	Res. SMD 0805 1%
74	1	R18	68H0	Res. SMD 0805 1%
75	2	R20, R54	5K60	Res. SMD 0805 1%
76	4	R22, R35, R46, R56	180H0	Res. SMD 0805 1%
77	1	R23	3H30	Res. SMD 0805 1%
78	6	R25, R29, R40, R47, R92, R95	1M0	Res. SMD 0805 1%
79	1	R26	8K20	Res. SMD 0805 1%
80	3	R27, R65, R113	100K0	Res. SMD 0805 1%
81	2	R28, R30	820K0	Res. SMD 0805 1%
82	7	R32, R38, R45, R55, R62, R71, R82	470H0	Res. SMD 0805 1%
83	2	R33, R44	1K80	Res. SMD 0805 1%
84	1	R41	680K0	Res. SMD 0805 1%
85	1	R51	560K0	Res. SMD 0805 1%
86	1	R52	33H0	Res. SMD 0805 1%
87	1	R57	680H0	Res. SMD 0805 1%
88	3	R60, R75, R77	6K80	Res. SMD 0805 1%
89	2	R64, R120	270H0	Res. SMD 0805 1%
90	1	R66	2K80	Res. SMD 0805 1%
91	1	R67	39K0	Res. SMD 0805 1%
92	1	R70	56H0	Res. SMD 0805 1%
93	2	R76, R78	3K16	Res. SMD 0805 1%
94	1	R79	4K70	Res. SMD 0805 1%
95	1	R90	18K0	Res. SMD 0805 1%
96	1	R93	12K0	Res. SMD 0805 1%
97	1	R94	15K0	Res. SMD 0805 1%
98	2	R96, R102	3K90	Res. SMD 0805 1%
99	3	R97, R106, R108	10K0	Res. SMD 0805 1%
100	1	R103	22H0	Res. SMD 0805 1%
101	1	TP1	TPSMD	Pitch SMD
102	2	U1, U5	SA612A/SO	RF converter
103	3	U2, U3, U4	TLC272	Dual Op. SMD SO8
104	1	U6	LM311SMD	Comp. SMD SO8
105	1	U7	LM78L05	Stabilizator SMD SO8
106	1	U8	74HC221/SO	Dual monost. multi SMD
107	1	U9	HEF4050/SO	Hex buffer SMD SO16
108	1	U10	LF347SMD	Quad Op. SMD SO14
109	1	U11	7660ACBA	Switched capacitor supply inverter
110	1	U12	LM7812D2T	Stabilizator SMD D2PAK
111	1	U13	4053SSMD	Triple bilat. switch
112	1	X1	59M3	Quartz SMD HC49SMD
113	1	X2	11M0592	Quartz SMD HC49SMD



L1 937.5MHz:2sp_d_1.5mm_FILO DA 0.5mm

(*) 937.5MHz:x=2

CS1
CSVCPT3

	PRODUCT NAME: RADIO LINK	PART NAME: VCO CARD			
	DESIGNER: L. GASPERINI	DATE: 05/06/2015	REVISION: 1.0	SCALE: 5:1	SIZE: A4
ARCHIVING: "RVRUT" SERVER, "RILASCIATI" FOLDER	PROJECT CODE: 007	DOCUMENT CODE: SLO07VC1X03			

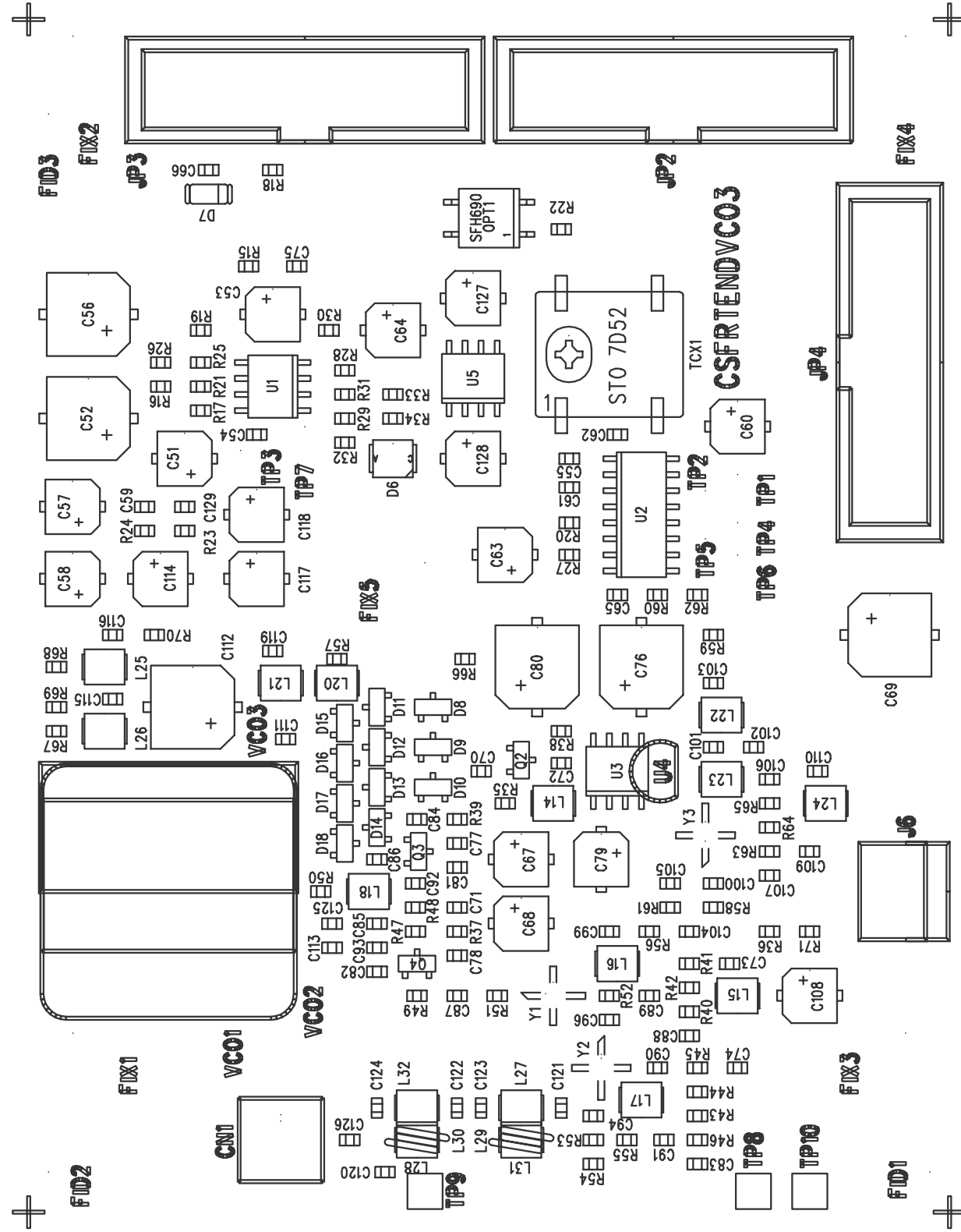
Description: VCO Radio Link	Size: A4	Page: of	
Designer: L. Gasperini	Rev. 2	Date: 05/04/2017	
Part No.: SLO07VCX0 (*)			

SL007VC1303

VCO Radio Link Revised: 05/04/2017
 SL007VC1303 800 MHz Revision: 1.2
 Luca Gasperini

Item	Quantity	Reference	Part	{description}
1	1	C1	1nF	Cond. SMD 0805
2	1	C2	100nF	Cond. SMD 0805
3	6	C3, C4, C5, C7, C8, C9	SEE_TABLE	Cond. SMD 0805
4	1	C6	100pF	Cond. SMD 0805
5	1	D1	BB149	
6	2	FID1, FID2	FID	Fiducial CS
7	1	L1	SEE_TABLE	Inductance cilindrica
8	1	Q1	BFR520	Trans. NPN SOT23
9	1	Q2	BFR540	Trans. NPN SOT23
10	1	R1	100H	Res. SMD 0805
11	1	R2	240H	Res. SMD 0805
12	1	R3	7K5	Res. SMD 0805
13	1	R4	100K	Res. SMD 0805
14	1	R5	47K	Res. SMD 0805
15	1	R6	4K7	Res. SMD 0805
16	1	R7	22K	Res. SMD 0805
17	2	R8	825H	Res. SMD 0805
18	1	R9	18H	Res. SMD 0805
19	1	CS	CSVCP3	PRINT CIRCUIT
20	3	C3, C7, C9	1p5	Cond. SMD 0805
21	1	C4	1p8	Cond. SMD 0805
22	1	C8	2p7	Cond. SMD 0805
23	1	C5	3,9pF	Cond. SMD 0805
24	1	L1		3 SPIRE THREAD FROM 0,4 mm ENAMELLED AT A TIME ON DIAMETER 1 MM

SLV/PSKYRXE



NOME PROGETTO: THESLA 950 RX

AUTORE: GP STUDIO

CODICE DISEGNO: CSFRTEINDVCO3

MATERIALE: FR4 1.6mm Cu 35um

NOME PARTE: VCO/PLL BOARD

DATA: 22/05/03

REVISIONE: 1.0

SCALA: xx

SIZE: A4


PAGINA: 1 DI 1

TRATTAMENTO: STANDARD COSTRUTTORE

PROFILO: <>

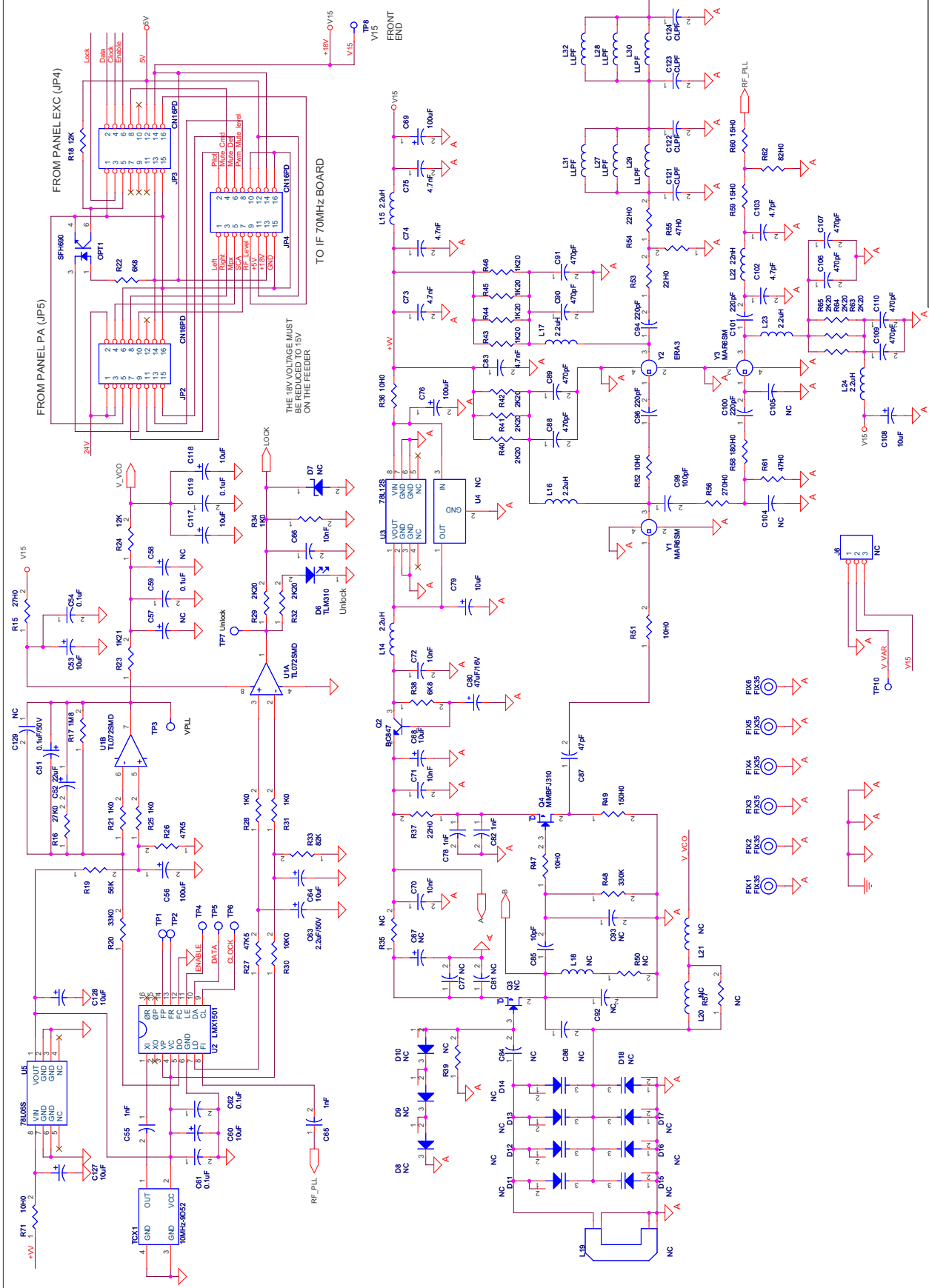
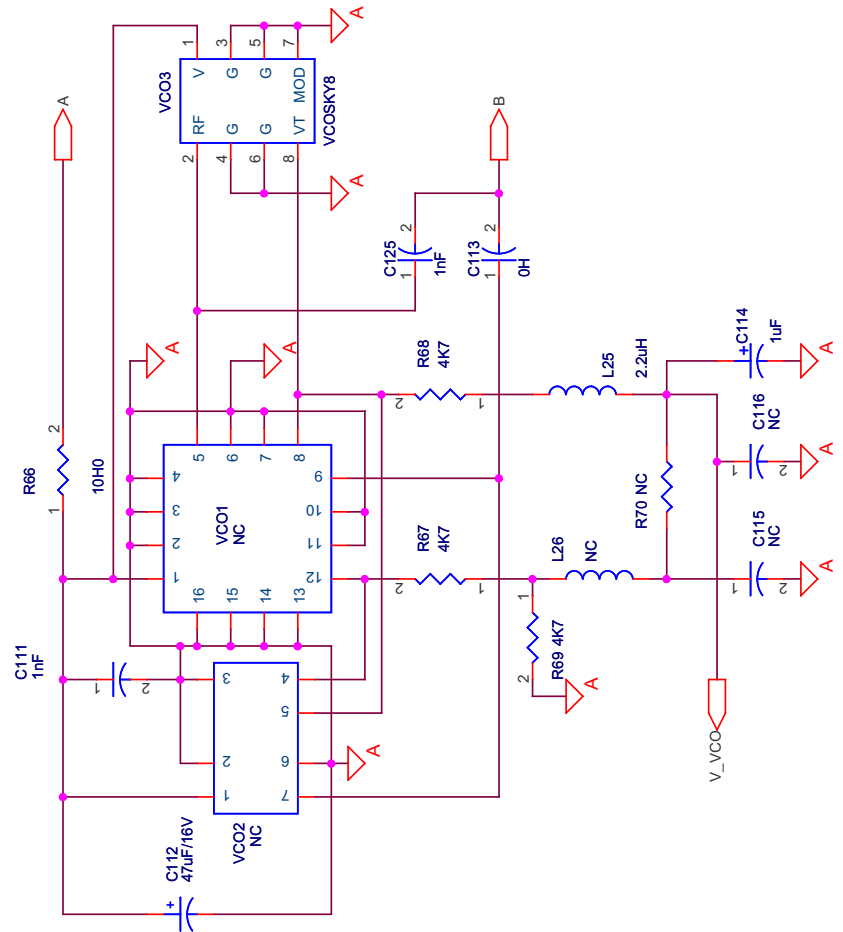
STATO: <>

SLV/PSKYRXE



SLV/PSKYRXE

Nome Progetto: THESLA 950 RX		Pagina: 2 di 2		Size: A4	
Autore: BALLARINI/TOMMASI		Codice Progetto: RVR07			
Nome PC in Rete: IUT_SRVPROGETTI		Revisione: .2		Nome Parte: Sezione PLL e VCOSKY	
File/Cartella: PONTI/RXRLECO		Autorizzazione:		Codice: SLFRINDVCF5	



Nome Progetto: THESLA 950 RX		Pagina: 1 di 2		Size: Custom	
Autore: BALLARINI/TOMMASI		Codice Progetto: RVR07			
Nome PC in Rete: IUT_SRVPROGETTI		Revisione: 1.2		Nome Parte: Sezione PLL e VCOSKY	
File/Cartella: PONTI/RXRLECO		Autorizzazione:		Codice: SLFRINDVCF5	

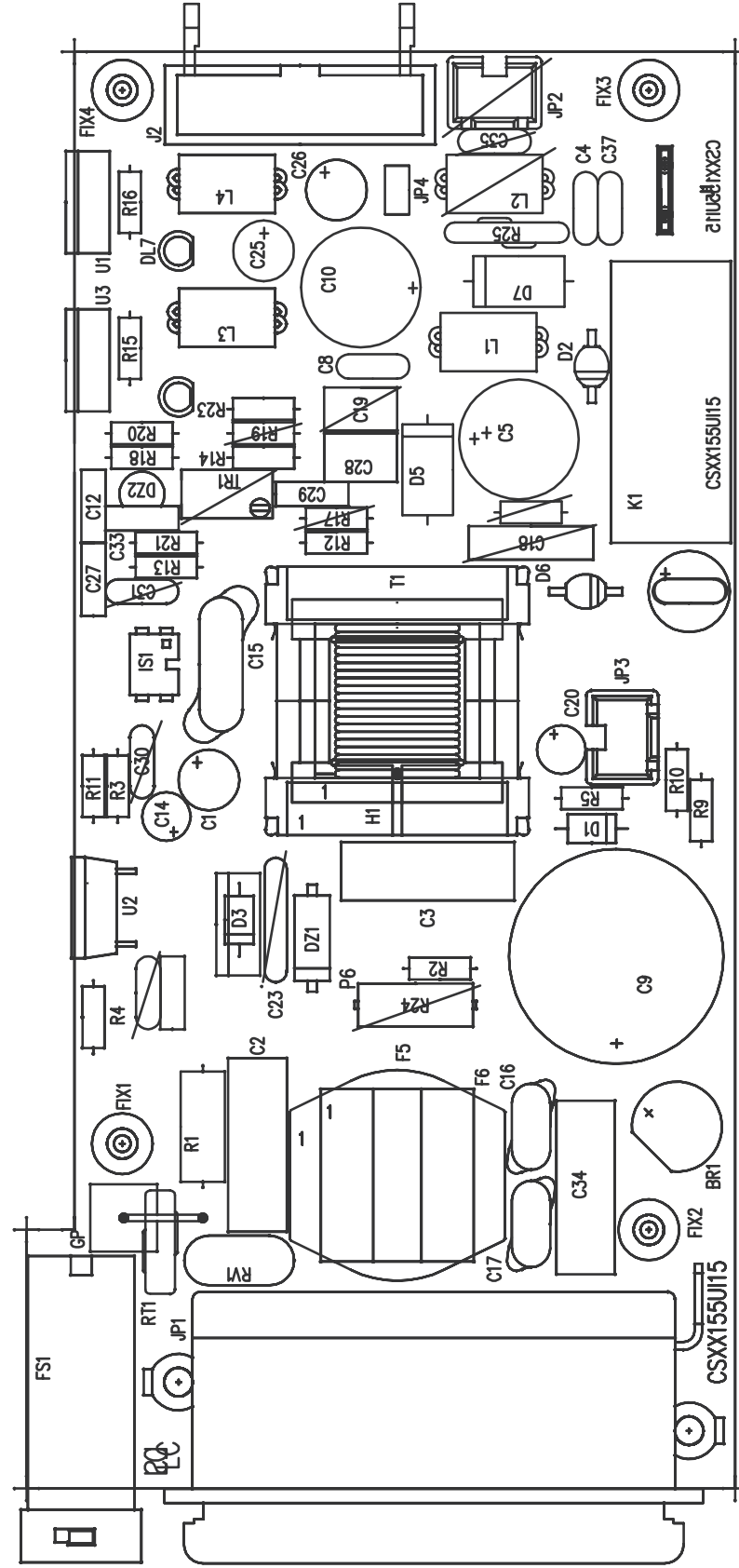
SLV/PSKYRXE

Rev.: 1,2 15/06/2010
 SLV/PSKYRXE
 Scheda VCOPLL per ricevitore del ponte versione economica
 Versione con VCO SKY
 Ballarini

Item	Quantity	Reference	Part	Description
1	1	CN1	SMB M.	Conector SMB cs
2	1	C51	0.1uF/50V	Cond. Elett. SMD d. 4mm
3	1	C52	22uF/16V	Cond. Elett. SMD d. 6.3mm
4	9	C53,C60,C64,C68,C79,C108,C118,C127,C128	10uF/16V	Cond. Elett. SMD d. 4mm
5	5	C54,C59,C61,C62,C119	0.1uF	Cond. SMD 0805
6	6	C55,C65,C78,C82,C111,C126,C125	1nF	Cond. SMD 0805
7	3	C56,C69,C76	100uF	Cond. Elett. SMD d. 6.3mm
8	4	C57,C58,C67,C117	NC	Cond. Elett. SMD d. 4mm
9	1	C63	2.2uF/50V	Cond. Elett. SMD d. 4mm
10	4	C66,C70,C71,C72	10nF	Cond. SMD 0805
11	4	C73,C74,C75,C83	4.7nF	Cond. SMD 0805
12	12	C77,C81,C84,C86,C92,C93,C104,C105,C115,C116,C129	NC	Cond. SMD 0805
13	2	C112,C80	47uF/16V	Cond. Elett. SMD d. 5mm
14	1	C85	10pF	Cond. SMD 0805
15	1	C87	47pF	Cond. SMD 0805
16	8	C88,C89,C90,C91,C106,C107,C109,C110	470pF	Cond. SMD 0805
17	5	C94,C96,C100,C101,C120	220pF	Cond. SMD 0805
18	1	C99	100pF	Cond. SMD 0805
19	2	C102,C103	4.7pF	Cond. SMD 0805
20	1	C113	0H	Res. SMD 0805
21	1	C114	1uF	Cond. Elett. SMD d. 4mm
22	4	C121,C122,C123,C124	CLPF	Cond. SMD 0805
23	1	D6	TLM310	LED SMD PLCC2
24	1	D7	NC	MINIMELF SMD Zener Diode
25	3	D8,D9,D10	NC	Diode SMD SOT23
26	8	D11,D12,D13,D14,D15,D16,D17,D18	NC	Diode Varicap SMD SOT23
27	6	FIX1,FIX2,FIX3,FIX4,FIX5,FIX6	FIX35	Fixing hole 3.5mm
28	3	JP2,JP3,JP4	CN16PD	Conctor 16 poli Flat cs
29	1	J6	NC	Conctor 3 poli Panduit
30	7	L14,L15,L16,L17,L23,L24,L25	2.2uH	Inductance SMD 3225 (1210)
31	4	L18,L20,L21,L26	NC	Inductance SMD 3225 (1210)
32	1	L19	NC	Inductance a cavo RG
33	1	L22	22nH	Inductance SMD 3225 (1210)
34	6	L27,L28,L29,L30,L31,L32	LLPF	Inductance SMD 3225 (1210)
35	1	OPT1	SFH690	Opto SMD SO6
36	1	Q2	BC847	Trans. NPN SOT23
37	1	Q3	NC	Trans. FET SOT23
38	1	Q4	MMBFJ310	Trans. FET SOT23
39	1	R15	27H0	Res. SMD 0805

40	1	R16	27K0	Res. SMD 0805
41	1	R17	1M8	Res. SMD 0805
42	2	R18,R24	12K	Res. SMD 0805
43	1	R19	56K	Res. SMD 0805
44	1	R20	33K0	Res. SMD 0805
45	5	R21,R25,R28,R31,R34	1K0	Res. SMD 0805
46	2	R38,R22	6K8	Res. SMD 0805
47	1	R23	1K21	Res. SMD 0805
48	2	R27,R26	47K5	Res. SMD 0805
49	8	R29,R32,R40,R41,R42,R63,R64,R65	2K20	Res. SMD 0805
50	1	R30	10K0	Res. SMD 0805
51	1	R33	82K	Res. SMD 0805
52	5	R35,R39,R50,R57,R70	NC	Res. SMD 0805
53	6	R36,R47,R51,R52,R66,R71	10H0	Res. SMD 0805
54	3	R37,R53,R54	22H0	Res. SMD 0805
55	4	R43,R44,R45,R46	1K20	Res. SMD 0805
56	1	R48	330K	Res. SMD 0805
57	1	R49	150H0	Res. SMD 0805
58	2	R55,R61	47H0	Res. SMD 0805
59	1	R56	270H0	Res. SMD 0805
60	1	R58	180H0	Res. SMD 0805
61	2	R59,R60	15H0	Res. SMD 0805
62	1	R62	82H0	Res. SMD 0805
63	3	R67,R68,R69	4K7	Res. SMD 0805
64	1	TCX1	10MHz 9D52	TCXO SMD 1ppm
65	7	TP1,TP2,TP3,TP4,TP5,TP6,TP7	TP1	Test point
66	3	TP8,TP9,TP10	PIAZZOLA A SALD.	
67	1	U1	TL072SMD	Dual Op. SMD SO8
68	1	U2	LMX1501	Integrated PLL
69	1	U3	78L12S	Stabilzator SMD So8
70	1	U4	NC	Stabilzator To92
71	1	U5	78L05S	Stabilzator SMD SO8
72	1	VCO1	NC	VCO SKY 16 pin SDVC
73	1	VCO2	NC	VCO SKY 7 pin FVC7MD
74	1	VCO3	VCOSKY8	VCO SKY 8 pin FVC7MD
75	2	Y3,Y1	MAR6SM	Ibrido MAR/ERA
76	1	Y2	ERA3	Ibrido MAR/ERA

PSXX155UI15



NOME PROGETTO: THESLA 950 RX
AUTORE: UFFICIO TECNICO


NOME PARTE: PIANO DI MONTAGGIO FLY15
DATA: 30/08/2005 REVISIONE: 1.0 SCALA: 1:1 SIZE: A4 PAGINA: 1 DI 1

ARCHIVIAZIONE ELETTRONICA: "CARTELLA PROGETTI" SU "UT_SRV" CODICE PROGETTO: RVR07

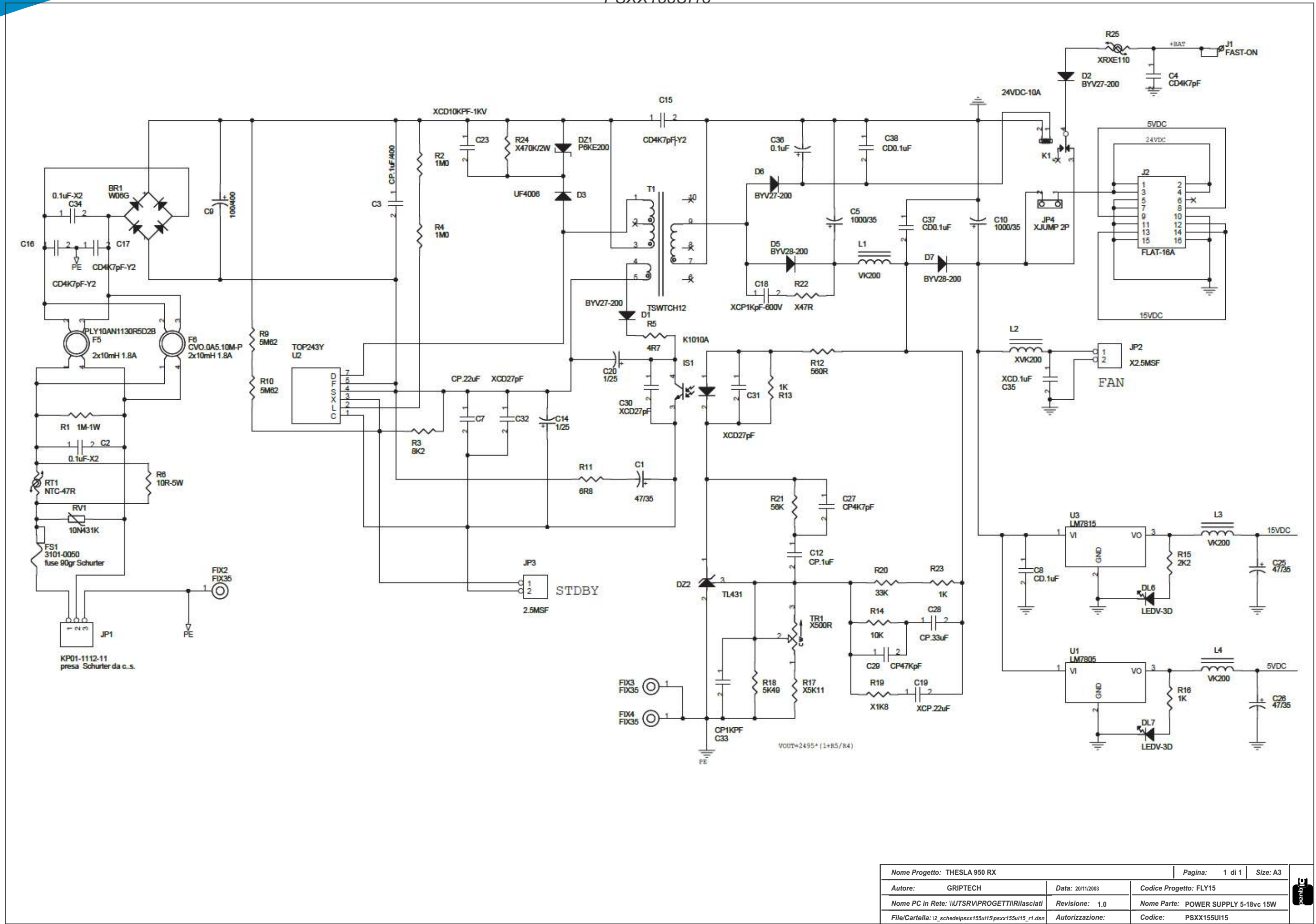
CODICE DISEGNO: PSXX155UI15

MATERIALE: <> | TRATTAMENTO: <> | PROFILO: <> | STATO: <>

PSXX155UI15



PSXX155UI15



Nome Progetto: THESLA 950 RX		Pagina: 1 di 1	Size: A3
Autore: GRIPTECH	Data: 20/11/2003	Codice Progetto: FLY15	
Nome PC in Rete: \\\WTSRV\PROGETTI\IRI\sciatl	Revisione: 1.0	Nome Parte: POWER SUPPLY 5-18vc 15W	
File/Cartella: i2_schedelapsxx155ui15\psxx155ui15_r1.dsn	Autorizzazione:	Codice: PSXX155UI15	

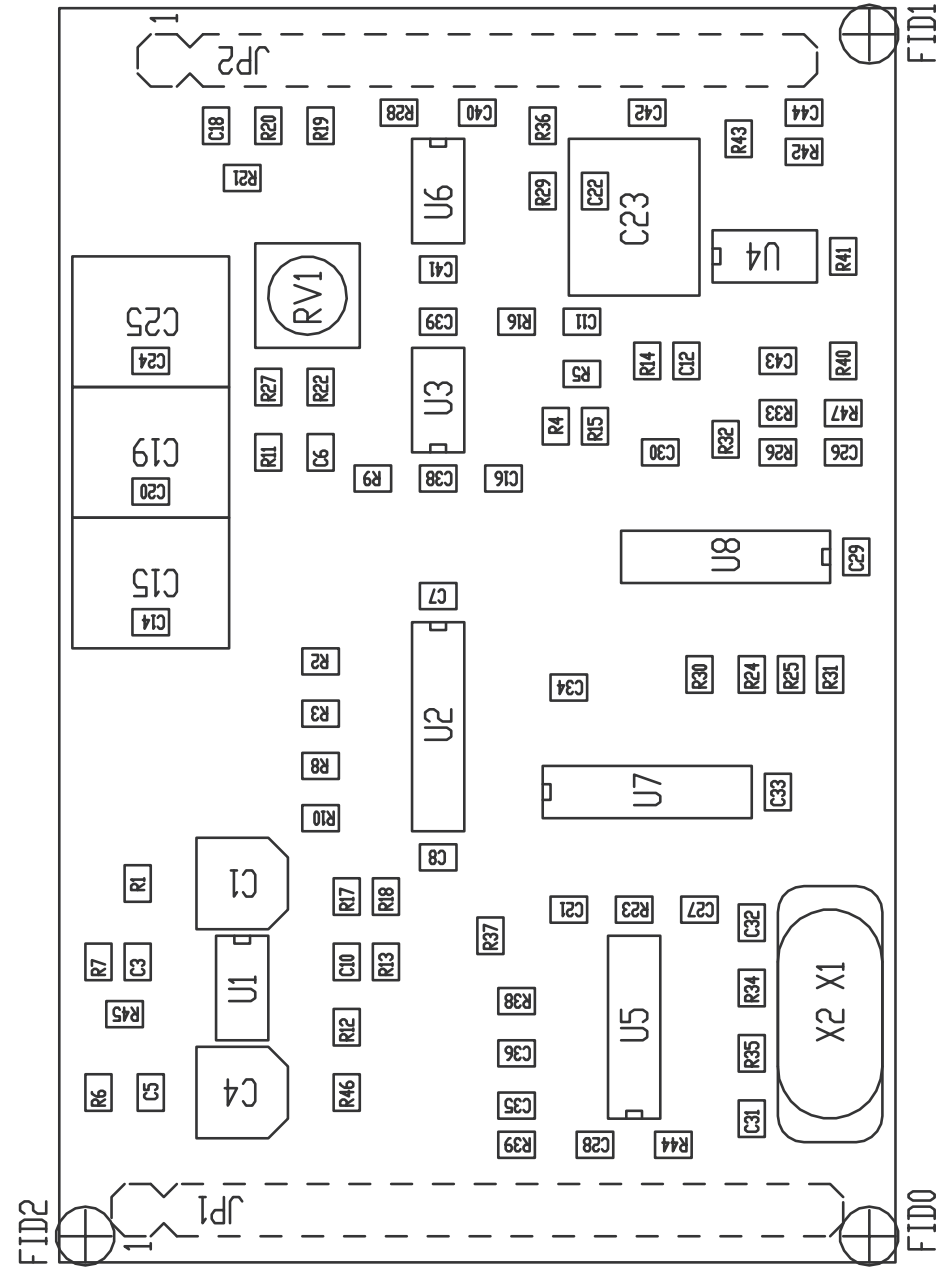
PSXX155UI15

PSXX155UI15
 Revised: Tuesday, August 30, 2005
 Revision:

Item	Quantity	Reference	Part
1	1	BR1	W06G
2	3	C1, C25, C26	47/35
3	2	C2, C34	0.1uF-X2
4	1	C3	CP.1uF/400
5	1	C4	CD4K7pF
6	2	C5, C10	1000/35
7	1	C7	CP.22uF
8	1	C8	CD.1uF
9	1	C9	100/400
10	1	C12	CP.1uF
11	2	C14, C20	1/25
12	3	C15, C16, C17	CD4K7pF-Y2
13	1	C18	XCP1KpF-600V
14	1	C19	XCP.22uF
15	1	C23	XCD10KPF-1KV
16	1	C27	CP4K7pF
17	1	C28	CP.33uF
18	1	C29	CP47KpF
19	3	C30, C31, C32	XCD27pF
20	1	C35	XCD.1uF
21	1	C36	0.1uF
22	2	C37, C38	CD0.1uF
23	2	DL6, DL7	LEDV-3D
24	1	DZ1	P6KE200
25	1	DZ2	TL431
26	3	D1, D2, D6	BYV27-200
27	1	D3	UF4006
28	2	D5, D7	BYV28-200
29	1	FS1	3101-0050
30	1	F5	PLY10AN1130R5D2B
31	1	F6	CVO.0A5.10M-P
32	1	JP1	KP01-1112-11
33	1	JP2	X2.5MSF
34	1	JP3	2.5MSF
35	1	J1	FAST-ON
36	1	J2	FLAT-16A
37	1	K1	24VDC-10A
38	3	L1, L3, L4	VK200
39	1	L2	XVK200
40	1	RT1	NTC-47R
41	1	RV1	10N431K
42	1	R1	1M-1W
43	2	R2, R4	1M0
44	1	R3	8K2
45	1	R5	4R7
46	2	R9, R10	5M62
47	1	R11	6R8
48	1	R12	560R
49	2	R13, R16	1K

Item	Quantity	Reference	Part
50	1	R14	10K
51	1	R15	2K2
52	1	R17	X5K11
53	1	R18	5K49
54	1	R19	X1K8
55	1	R20	33K
56	1	R21	56K
57	1	R22	X47R
58	1	R24	X470K/2W
59	1	R25	XRXE110
60	1	TR1	X500R
61	1	U1	LM7805
62	1	U2	TOP243Y
63	1	U3	LM7815

SLCTC30V03



NOME PROGETTO: PTX-LCD

NOME PARTE: CODER CARD

AUTORE: A. TOMMASI

PAGINA: 1 DI 1

REVISIONE: 1.0

SCALE: 2:1

SIZE: A4

CODICE PROGETTO: 011

CODICE DISEGNO: SLCTC30V03


ARCHIVIAZIONE ELETTRONICA: \\VRV\UT

MATERIALE: TRATTAMENTO:

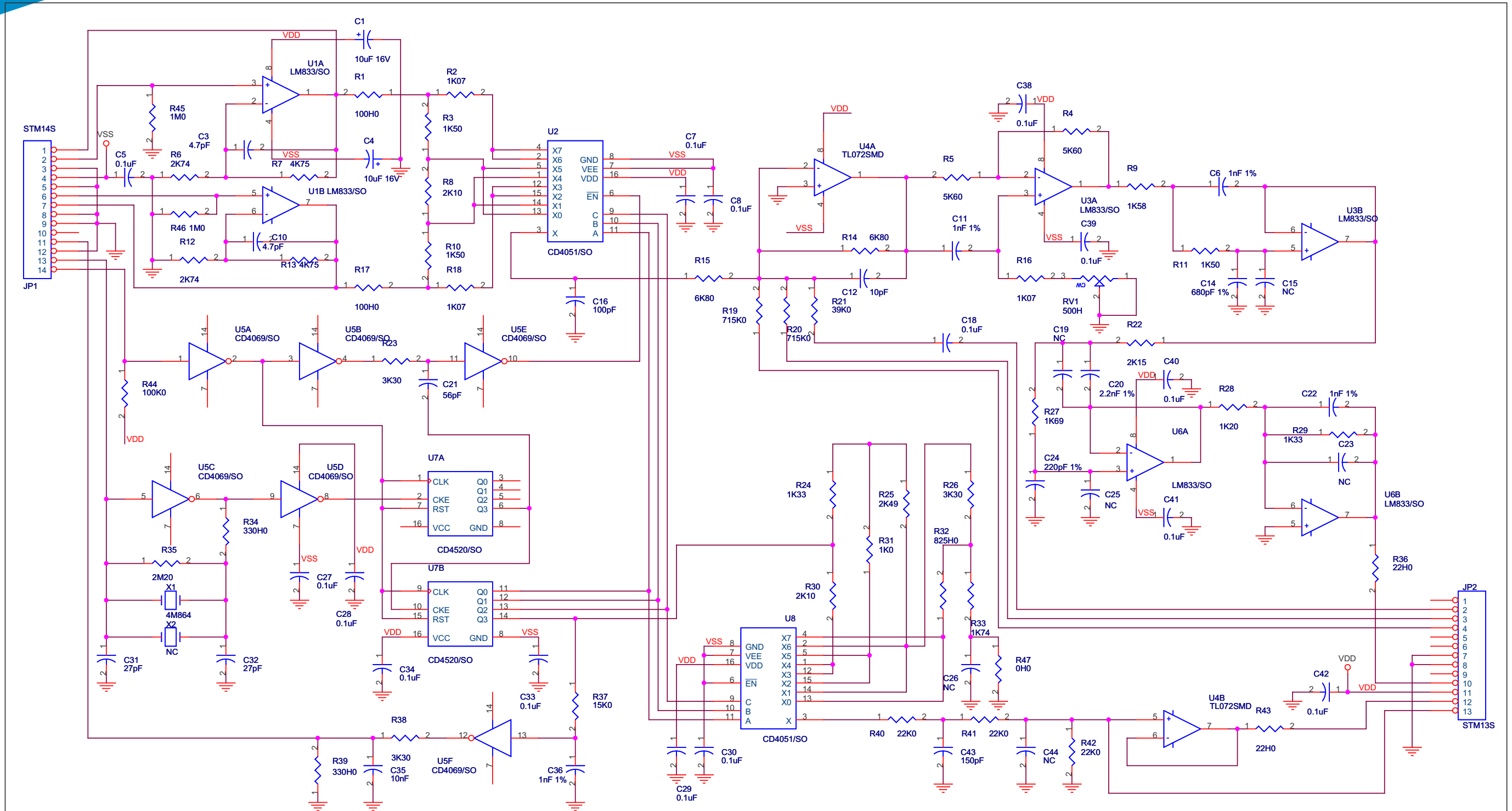
PROFILO:

STATO: ESECUTIVO

SLCTC30V03



SLCTC30V03



CS1
CSCTC30V03

Description: Coder Card		
Designer: A. Tommasi	Size: A3	Page: 1 of 1
Part No.: SLCTC30V03	Rev. 1.2	Date: 26/01/2015

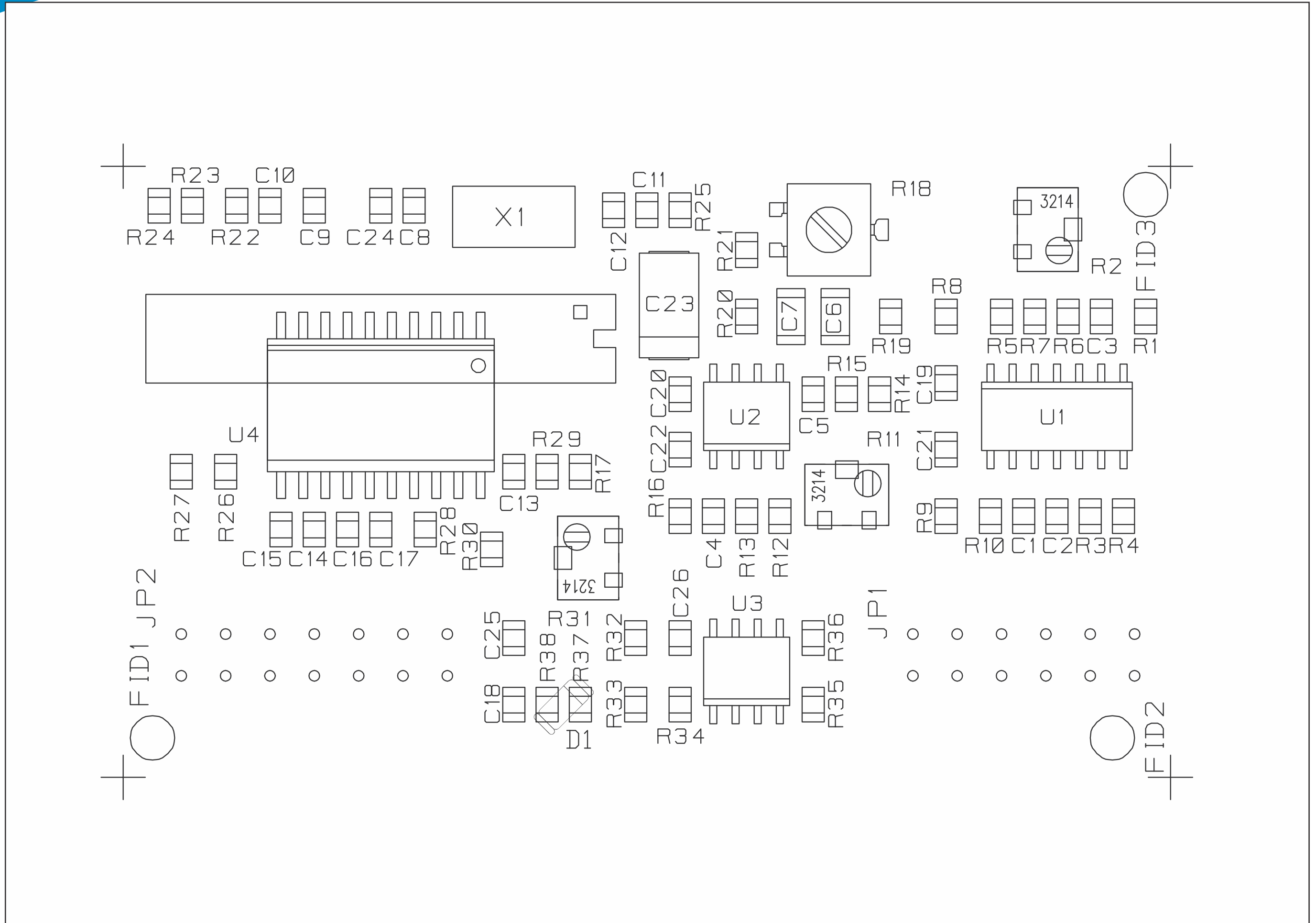


SLCTC30V03

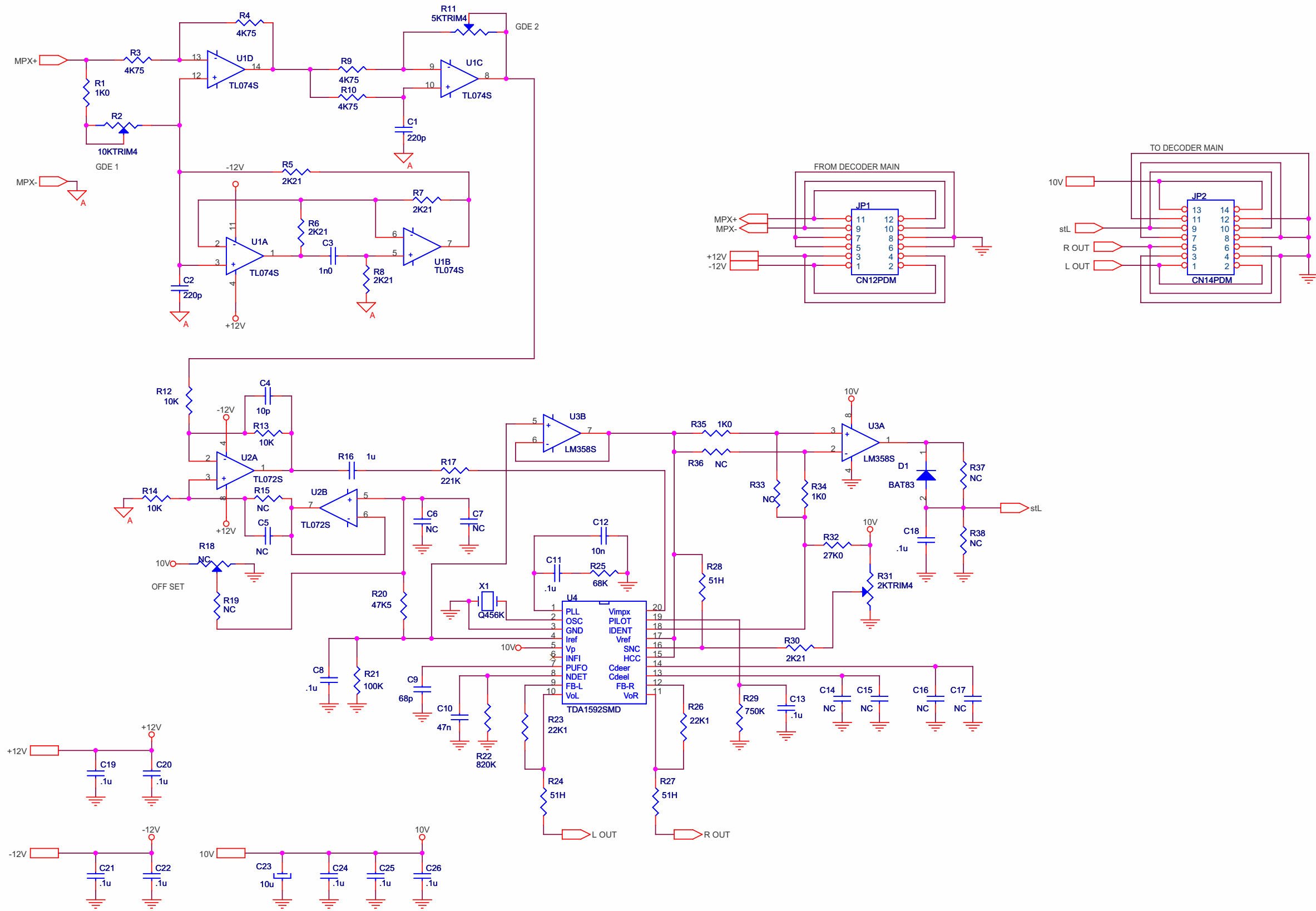
Coder Card Revised: 26/01/2015
 SLCTC30V03 Revision: 1.2
 A. Tommasi

Item	Q.ty	Reference	Part	Description
1	1	CS1	CSCTC30V03	Print Circuit
2	2	C1, C4	10uF 16V	Cond. Elett. SMD d. 4mm
3	2	C3, C10	4.7pF	Cond. SMD 0805
4	15	C5, C7, C8, C18, C27, C28, C29, C30, C33, C34, C38, C39, C40, C41, C42	0.1uF	Cond. SMD 0805
5	4	C6, C11, C22, C36	1nF 1%	Cond. SMD 0805 COG
6	1	C12	10pF	Cond. SMD 0805
7	1	C14	680pF 1%	Cond. SMD 0805 COG
8	4	C15, C19, C23, C25	NC	Cond. Polyester p 5mm (5*7mm)
9	1	C16	100pF	Cond. SMD 0805
10	1	C20	2.2nF 1%	Cond. SMD 0805 COG
11	1	C21	56pF	Cond. SMD 0805
12	1	C24	220pF 1%	Cond. SMD 0805 COG
13	1	C26	NC	Cond. SMD 0805
14	2	C31, C32	27pF	Cond. SMD 0805
15	1	C35	10nF	Cond. SMD 0805
16	1	C43	150pF	Cond. SMD 0805
17	1	C44	NC	Cond. SMD 0805
18	1	JP1	STM14S	Strip male 14 pin
19	1	JP2	STM13S	Strip male 13 pin
20	1	RV1	500H	Trimmer SMD
21	2	R1, R17	100H0	Res. SMD 0805
22	3	R2, R16, R18	1K07	Res. SMD 0805
23	3	R3, R10, R11	1K50	Res. SMD 0805
24	2	R4, R5	5K60	Res. SMD 0805
25	2	R6, R12	2K74	Res. SMD 0805
26	2	R7, R13	4K75	Res. SMD 0805
27	2	R8, R30	2K10	Res. SMD 0805
28	1	R9	1K58	Res. SMD 0805
29	2	R14, R15	6K80	Res. SMD 0805
30	2	R19, R20	715K0	Res. SMD 0805
31	1	R21	39K0	Res. SMD 0805
32	1	R22	2K15	Res. SMD 0805
33	3	R23, R26, R38	3K30	Res. SMD 0805
34	2	R24, R29	1K33	Res. SMD 0805
35	1	R25	2K49	Res. SMD 0805
36	1	R27	1K69	Res. SMD 0805
37	1	R28	1K20	Res. SMD 0805
38	1	R31	1K0	Res. SMD 0805
39	1	R32	825H0	Res. SMD 0805
40	1	R33	1K74	Res. SMD 0805
41	2	R34, R39	330H0	Res. SMD 0805
42	1	R35	2M20	Res. SMD 0805
43	2	R36, R43	22H0	Res. SMD 0805
44	1	R37	15K0	Res. SMD 0805
45	3	R40, R41, R42	22K0	Res. SMD 0805
46	1	R44	100K0	Res. SMD 0805
47	2	R45, R46	1M0	Res. SMD 0805
48	1	R47	0H0	Res. SMD 0805
49	3	U1, U3, U6	LM833/SO	Dual Op. SMD SO8
50	2	U2, U8	CD4051/SO	Analog Switch SMD SO16
51	1	U4	TL072SMD	Dual Op. SMD SO8
52	1	U5	CD4069/SO	Hex inverter SO14
53	1	U7	CD4520/SO	Dual binary counter
54	1	X1	4M864	Quartz SMD HC49SMD
55	1	X2	NC	Quartz HC18

SLDECMDRXL01



SLDECMDRXL01



Description: Stereo Decoder Module RXRL		
Designer: A. Tommasi; L. Gasperini	Size: A3	Page: 1 of 1
Part No.: SLDECMDRXL01	Rev. 1.1	Date: 27/01/2015



SLDECMRXL01

STEREO DECODER MODULE
SLDECMRXL01
Rev.1.1 27-01-15
A. Tommasi; L. Gasperini

Item	Quantity	Reference	Part	Description
1	2	C1,C2	220p	Cond. SMD 0805
2	1	C3	1n0	Cond. SMD 0805
3	1	C4	10p	Cond. SMD 0805
4	14	C5,C6,C7,C14,R15,C15,C16, C17,R18,R19,R33,R36,R37, R38	NC	
5	11	C8,C11,C13,C18,C19,C20, C21,C22,C24,C25,C26	.1u	Cond. SMD 0805
6	1	C9	68p	Cond. SMD 0805
7	1	C10	47n	Cond. SMD 0805
8	1	C12	10n	Cond. SMD 0805
9	1	C23	10u	Cond. Elett. Tant Size C
10	1	D1	BAT83	Diodo SMD Minimef
11	1	JP1	CN12PDM	Conn. strip 2x6 poli 90°
12	1	JP2	CN14PDM	Conn. strip 2x7 poli 90°
13	3	R1,R34,R35	1K0	Res. SMD 0805
14	1	R2	10KTRIM4	Trimmer multigiuro SMD 3214
15	4	R3,R4,R9,R10	4K75	Res. SMD 0805
16	5	R5,R6,R7,R8,R30	2K21	Res. SMD 0805
17	1	R11	5KTRIM4	Trimmer multigiuro SMD 3214
18	3	R12,R13,R14	10K	Res. SMD 0805
19	1	R16	1u	Res. SMD 0805
20	1	R17	221K	Res. SMD 0805
21	1	R20	47K5	Res. SMD 0805
22	1	R21	100K	Res. SMD 0805
23	1	R22	820K	Res. SMD 0805
24	2	R23,R26	22K1	Res. SMD 0805
25	3	R24,R27,R28	51H	Res. SMD 0805
26	1	R25	68K	Res. SMD 0805
27	1	R29	750K	Res. SMD 0805
28	1	R31	2KTRIM4	Trimmer multigiuro SMD 3214 RVTMLK0002VS
29	1	R32	27K0	Res. SMD 0805
30	1	U1	TL074S	Quad Op SO14
31	1	U2	TL072S	Dual Op. SO8
32	1	U3	LM358S	Dual Op. SO8
33	1	U4	TDA1592SMD	Stereo decoder SMD So20 CILTDA1592
34	1	X1	Q455K	Rison. Cer. 455 Khz RIS455KHZ
35	1	CS1		Print circuit